

# Wilshire Collection

Materials: **FRP Fiberglass and Lightweight GFRC Concrete**

The Wilshire Collection is nothing fancy - straight walls and a slight reveal. Put several of them together and it creates a highly effective way to configure space using live plants. The elegant straight lines disappear, emphasizing the plant, as it should be. Available in FRP fiberglass and lightweight GFRC concrete, in a huge range of sizes.



- Lightweight FRP fiberglass and GFRC are designed to be durable despite low weight - even for heavy-traffic locations
- Coordinates with our self-watering container irrigation products
- Metallic FRP finishes will naturally weather over time, like metal containers
- Round, square and rectangular sizes from 18" to 120", with customization available
- Matching ash, trash and recyclers available



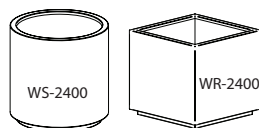
Wilshire square and round planters are available in sizes from 18" to 72", many FRP fiberglass and GFRC colors, textures and finishes. Check with your salesperson for alternative sizes.

### Round Planters with Toe Kick

Part. No.	Material	Exterior (top)	(bottom)	(ht)	Interior (top)	(bottom)	(ht)	Weight (lbs.)	Soil Volume (cubic ft.)	Matching Irrigation
WS-1800	FRP	18" dia	15" dia	20"	15" dia	14.5" dia	19.75"	15	2.5	CWC-1216
WS-2400	FRP	24" dia	21" dia	24"	21" dia	20.5" dia	23.75"	24	6	CWC-1600/CWM-1114-2k
WS-3000	FRP	30" dia	26" dia	27"	27" dia	25.5" dia	26.75"	35	11	CWC-2400/CWM-1720-2k
WS-3600	FRP	36" dia	32" dia	30"	31.5" dia	31.5" dia	29.75"	50	17	CWC-2800/CWM-1720-3k
WS-4200	FRP	42" dia	38" dia	33"	37.5" dia	37.5" dia	32.75"	65	26	CWC-3300/CWM-1720-3k
WS-4800	FRP	48" dia	44" dia	36"	43.5" dia	43.5" dia	35.75"	80	35.5	CWM-2920-3k
WS-6000	FRP	60" dia	56" dia	36"	55.5" dia	55.5" dia	35.75"	105	55.5	CWM-2920-4k
WS-7200	FRP	72" dia	68" dia	42"	67" dia	67.5" dia	41.75"	145	94.5	CWM-2920-5k
WCS-2400	GFRC	24" dia	21" dia	24"	21" dia	19.5" dia	23.25"	130	5.5	CWC-1600/CWM-1114-2k
WCS-3000	GFRC	30" dia	26" dia	27"	27" dia	24.5" dia	26.25"	185	10	CWC-2400/CWM-1720-2k
WCS-3600	GFRC	36" dia	32" dia	30"	31.5" dia	30.5" dia	29.25"	275	16.5	CWC-2800/CWM-1720-3k
WCS-4200	GFRC	42" dia	38" dia	33"	37.5" dia	36.5" dia	32.25"	340	25	CWC-3300/CWM-1720-3k
WCS-4800	GFRC	48" dia	44" dia	36"	43.5" dia	42.5" dia	35.25"	445	32.5	CWM-2920-3k
WCS-6000	GFRC	60" dia	56" dia	36"	55.5" dia	54.5" dia	35.25"	590	52	CWM-2920-4k
WCS-7200	GFRC	72" dia	68" dia	42"	67" dia	66.5" dia	41.25"	865	86.5	CWM-2920-4k

### Square Planters with Toe Kick

Part. No.	Material	Exterior (top)	(bottom)	(ht)	Interior (top)	(bottom)	(ht)	Weight (lbs.)	Soil Volume (cubic ft.)	Matching Irrigation
WR-1800	FRP	18" x 18"	15" x 15"	20"	15" x 15"	14.5" x 14.5"	19.75"	19	3.4	CWC-R1300
WR-2000	FRP	20" x 20"	17" x 17"	20"	17" x 17"	16.5" x 16.5"	19.75"	22	4	CWC-R1300/CWM-R1114-2k
WR-2400	FRP	24" x 24"	21" x 21"	24"	21" x 21"	20.5" x 20.5"	23.75"	40	8	CWC-R1850/CWM-R1114-2k
WR-3000	FRP	30" x 30"	26" x 26"	27"	27" x 27"	25.5" x 25.5"	26.75"	50	14	CWM-R1620-2k
WR-3600	FRP	36" x 36"	32" x 32"	30"	31" x 31"	31.5" x 31.5"	29.75"	70	22	CWM-R1620-2k
WR-4800	FRP	48" x 48"	44" x 44"	36"	43" x 43"	43.5" x 43.5"	35.75"	110	48	CWM-R2920-2k
WR-4824	FRP	48" x 48"	44" x 44"	24"	43" x 43"	43.5" x 43.5"	23.75"	80	29	CWM-R2914-2k
WR-6000	FRP	60" x 60"	56" x 56"	42"	55" x 55"	55.5" x 55.5"	41.75"	135	80	CWM-R2920-4k
WR-7200	FRP	72" x 72"	68" x 68"	42"	67" x 67"	67.5" x 67.5"	41.75"	165	120	CWM-R2020-4k-E
WCR-2000	GFRC	20" x 20"	17" x 17"	20"	17" x 17"	15.5" x 15.5"	19.25"	140	3.5	CWC-R1300/CWM-R1114-2k
WCR-2400	GFRC	24" x 24"	21.5" x 21.5"	24"	21" x 21"	19.5" x 19.5"	23.25"	225	7	CWC-R1850/CWM-R1114-2k
WCR-3000	GFRC	30" x 30"	26" x 26"	27"	26" x 26"	24.5" x 24.5"	26.25"	275	11	CWM-R1620-2k
WCR-3600	GFRC	36" x 36"	32" x 32"	30"	31" x 31"	30.5" x 30.5"	29.25"	430	21	CWM-R2020-2k
WCR-4800	GFRC	48" x 48"	40.5" x 40.5"	36"	43" x 43"	42.5" x 42.5"	35.25"	700	45	CWM-R2920-2k
WCR-4824	GFRC	48" x 48"	40.5" x 40.5"	24"	43" x 43"	42.5" x 42.5"	23.25"	500	26.5	CWM-R2914-2k
WCR-6000	GFRC	60" x 60"	56" x 56"	42"	55" x 55"	54.5" x 54.5"	41.25"	1050	51	CWM-R2920-4k
WCR-7200	GFRC	72" x 72"	68" x 68"	42"	67" x 67"	66.5" x 66.5"	41.25"	1250	112.5	CWM-R2020-4k-E





Wilshire square and round planters can also be ordered with no reveal (toe kick) at the bottom, to coordinate with standard rectangles.

### Round Planters without Toe Kick

Part No.	Material	Exterior (top)	(bottom)	(ht)	Interior (top)	(bottom)	(ht)	Weight (lbs.)	Soil Volume (cubic ft.)	Matching Irrigation
WS-1800F	FRP	18" dia	18" dia	20"	15" dia	14.5" dia	19.75"	15	2.5	CWC-1216
WS-2400F	FRP	24" dia	24" dia	24"	21" dia	20.5" dia	23.75"	24	6	CWC-1600/CWM-1114-2k
WS-3000F	FRP	30" dia	30" dia	27"	27" dia	25.5" dia	26.75"	35	11	CWC-2400/CWM-1720-2k
WS-3600F	FRP	36" dia	36" dia	30"	31.5" dia	31.5" dia	29.75"	50	17	CWC-2800/CWM-1720-3k
WS-4200F	FRP	42" dia	42" dia	33"	37.5" dia	37.5" dia	32.75"	65	26	CWC-3300/CWM-1720-3k
WS-4800F	FRP	48" dia	48" dia	36"	43.5" dia	43.5" dia	35.75"	80	35.5	CWM-2920-3k
WS-6000F	FRP	60" dia	60" dia	36"	55.5" dia	55.5" dia	35.75"	105	55.5	CWM-2920-4k
WS-7200F	FRP	72" dia	72" dia	42"	67" dia	67.5" dia	41.75"	145	94.5	CWM-2920-5k
WCS-2400F	GFRC	24" dia	24" dia	24"	21" dia	19.5" dia	23.25"	130	5.5	CWC-1600/CWM-1114-2k
WCS-3000F	GFRC	30" dia	30" dia	27"	27" dia	24.5" dia	26.25"	185	10	CWC-2400/CWM-1720-2k
WCS-3600F	GFRC	36" dia	36" dia	30"	31.5" dia	30.5" dia	29.25"	275	16.5	CWC-2800/CWM-1720-3k
WCS-4200F	GFRC	42" dia	42" dia	33"	37.5" dia	36.5" dia	32.25"	340	25	CWC-3300/CWM-1720-3k
WCS-4800F	GFRC	48" dia	48" dia	36"	43.5" dia	42.5" dia	35.25"	445	32.5	CWM-2920-3k
WCS-6000F	GFRC	60" dia	60" dia	36"	55.5" dia	54.5" dia	35.25"	590	52	CWM-2920-4k
WCS-7200F	GFRC	72" dia	72" dia	42"	67" dia	66.5" dia	41.25"	865	86.5	CWM-2920-4k

### Square Planters without Toe Kick

Part No.	Material	Exterior (top)	(bottom)	(ht)	Interior (top)	(bottom)	(ht)	Weight (lbs.)	Soil Volume (cubic ft.)	Matching Irrigation
WR-1800F	FRP	18" x 18"	18" x 18"	20"	15" x 15"	14.5" x 14.5"	19.75"	19	3.4	CWC-R1300
WR-2000F	FRP	20" x 20"	20" x 20"	20"	17" x 17"	16.5" x 16.5"	19.75"	22	4	CWC-R1300/CWM-R1114-2k
WR-2400F	FRP	24" x 24"	24" x 24"	24"	21" x 21"	20.5" x 20.5"	23.75"	40	8	CWC-R1850/CWM-R1114-2k
WR-3000F	FRP	30" x 30"	30" x 30"	27"	27" x 27"	25.5" x 25.5"	26.75"	50	14	CWM-R1620-2k
WR-3600F	FRP	36" x 36"	36" x 36"	30"	31" x 31"	31.5" x 31.5"	29.75"	70	22	CWM-R1620-2k
WR-4800F	FRP	48" x 48"	48" x 48"	36"	43" x 43"	43.5" x 43.5"	35.75"	110	48	CWM-R2920-2k
WR-4824F	FRP	48" x 48"	48" x 48"	24"	43" x 43"	43.5" x 43.5"	23.75"	80	29	CWM-R2914-2k
WR-6000F	FRP	60" x 60"	60" x 60"	42"	55" x 55"	55.5" x 55.5"	41.75"	135	80	CWM-R2920-4k
WR-7200F	FRP	72" x 72"	72" x 72"	42"	67" x 67"	67.5" x 67.5"	41.75"	165	120	CWM-R2020-4k-E
WCR-2000F	GFRC	20" x 20"	20" x 20"	20"	17" x 17"	15.5" x 15.5"	19.25"	140	3.5	CWC-R1300/CWM-R1114-2k
WCR-2400F	GFRC	24" x 24"	24" x 24"	24"	21" x 21"	19.5" x 19.5"	23.25"	225	7	CWC-R1850/CWM-R1114-2k
WCR-3000F	GFRC	30" x 30"	30" x 30"	27"	26" x 26"	24.5" x 24.5"	26.25"	275	11	CWM-R1620-2k
WCR-3600F	GFRC	36" x 36"	36" x 36"	30"	31" x 31"	30.5" x 30.5"	29.25"	430	21	CWM-R2020-2k
WCR-4800F	GFRC	48" x 48"	48" x 48"	36"	43" x 43"	42.5" x 42.5"	35.25"	700	45	CWM-R2920-2k
WCR-4824F	GFRC	48" x 48"	48" x 48"	24"	43" x 43"	42.5" x 42.5"	23.25"	500	26.5	CWM-R2914-2k
WCR-6000F	GFRC	60" x 60"	60" x 60"	42"	55" x 55"	54.5" x 54.5"	41.25"	1050	51	CWM-R2920-4k
WCR-7200F	GFRC	72" x 72"	72" x 72"	42"	67" x 67"	66.5" x 66.5"	41.25"	1250	112.5	CWM-R2020-4k-E

## Square Tall - All tall planters come full depth. Available with false bottom.

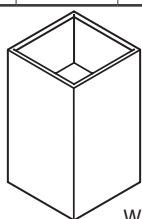
Part. No.	Material	Exterior (top)	(bottom)	(ht)	Interior (top)	(bottom)	(ht)	Weight (lbs.)	Soil Volume (cubic ft.)	Matching Irrigation
WRT-1800	FRP	18" x 18"	18" x 18"	30"	15" x 15"	17.5" x 17.5"	29.75"	35	5.1	CWC-R1100
WRT-2400	FRP	24" x 24"	24" x 24"	48"	21" x 21"	23.5" x 23.5"	47.75"	70	15.1	CWC-R1850
WRT-3000	FRP	30" x 30"	30" x 30"	54"	27" x 27"	29.5" x 29.5"	53.75"	100	26.6	CWM-R1620-2k-CRT
WCRT-1800	GFRC	18" x 18"	18" x 18"	30"	15" x 15"	16.5" x 16.5"	29"	115	5.2	CWC-R1100
WCRT-2400	GFRC	24" x 24"	24" x 24"	48"	21" x 21"	22.5" x 22.5"	47"	240	14.9	CWC-R1850
WCRT-3000	GFRC	30" x 30"	30" x 30"	54"	26" x 26"	28.5" x 28.5"	53"	390	26.4	CWM-R1620-2k-CRT

## Round Tall - All tall planters come full depth. Available with false bottom.

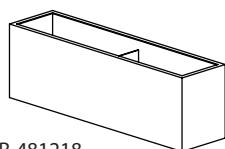
Part. No.	Material	Exterior (top)	(bottom)	(ht)	Interior (top)	(bottom)	(ht)	Weight (lbs.)	Soil Volume (cubic ft.)	Matching Irrigation
WST-1800	FRP	18" x 18"	18" x 18"	30"	15" x 15"	17.5" x 17.5"	29.75"	25	4.1	CWI-1200
WST-2400	FRP	24" x 24"	24" x 24"	48"	21" x 21"	23.5" x 23.5"	47.75"	50	11.9	CWI-1700
WST-3000	FRP	30" x 30"	30" x 30"	54"	27" x 27"	29.5" x 29.5"	53.75"	70	21.0	CWI-2200
WCST-1800	GFRC	18" x 18"	18" x 18"	30"	15" x 15"	16.5" x 16.5"	29"	95	3.5	CWI-1200
WCST-2400	GFRC	24" x 24"	24" x 24"	48"	21" x 21"	22.5" x 22.5"	47"	190	10.6	CWI-1700
WCST-3000	GFRC	30" x 30"	30" x 30"	54"	26" x 26"	28.5" x 28.5"	53"	285	19.2	CWI-2200

## Rectangles

Part. No.	Material	Exterior (top)	(bottom)	(ht)	Interior (top)	(bottom)	(ht)	Weight (lbs.)	Soil Volume (cubic ft.)	Matching Irrigation
WR-241012	FRP	24" x 10"	24" x 10"	12"	21" x 7"	23.5" x 9.5"	11.75"	12	1.5	CWM-R1109-MS
WR-361012	FRP	36" x 10"	36" x 10"	12"	33" x 7"	35.5" x 9.5"	11.75"	16	2.3	CWM-R1109-2k
WR-481012	FRP	48" x 10"	48" x 10"	12"	45" x 7"	47.5" x 9.5"	11.75"	21	3.1	CWM-R1109-2k
WR-601012	FRP	60" x 10"	60" x 10"	12"	57" x 7"	59.5" x 9.5"	11.75"	26	3.9	CWM-R1109-2k
WR-721012	FRP	72" x 10"	72" x 10"	12"	69" x 7"	71.5" x 9.5"	11.75"	30	4.7	CWM-R1109-3k
WR-961012	FRP	96" x 10"	96" x 10"	12"	93" x 7"	95.5" x 9.5"	11.75"	40	6.3	CWM-R1109-5k
WR-1201012	FRP	120" x 10"	120" x 10"	12"	117" x 7"	119.5" x 9.5"	11.75"	50	7.8	CWM-R1109-5k
WR-241218	FRP	24" x 12"	24" x 12"	18"	21" x 9"	23.5" x 11.5"	17.75"	17	2.8	CWM-R1114-MS
WR-361218	FRP	36" x 12"	36" x 12"	18"	33" x 9"	35.5" x 11.5"	17.75"	23	4.3	CWM-R1114-2k
WR-481218	FRP	48" x 12"	48" x 12"	18"	45" x 9"	47.5" x 11.5"	17.75"	30	5.7	CWM-R1114-2k
WR-601218	FRP	60" x 12"	60" x 12"	18"	57" x 9"	59.5" x 11.5"	17.75"	40	7.1	CWM-R1114-2k
WR-721218	FRP	72" x 12"	72" x 12"	18"	69" x 9"	71.5" x 11.5"	17.75"	45	8.5	CWM-R1114-3k
WR-961218	FRP	96" x 12"	96" x 12"	18"	93" x 9"	95.5" x 11.5"	17.75"	60	11.4	CWM-R1114-4k
WR-1201218	FRP	120" x 12"	120" x 12"	18"	117" x 9"	119.5" x 11.5"	17.75"	70	14.3	CWM-R1114-5k
WCR-241218	GFRC	24" x 12"	24" x 12"	18"	20" x 8"	22.5" x 10.5"	17.25"	110	2.1	CWM-R1109-MS
WCR-361218	GFRC	36" x 12"	36" x 12"	18"	32" x 8"	34.5" x 10.5"	17.25"	150	3.3	CWM-R1109-2k
WCR-481218	GFRC	48" x 12"	48" x 12"	18"	44" x 8"	46.5" x 10.5"	17.25"	190	4.5	CWM-R1109-2k
WCR-601218	GFRC	60" x 12"	60" x 12"	18"	56" x 8"	58.5" x 10.5"	17.25"	230	5.6	CWM-R1109-3k
WCR-721218	GFRC	72" x 12"	72" x 12"	18"	68" x 8"	70.5" x 10.5"	17.25"	270	6.8	CWM-R1109-4k
WCR-961218	GFRC	96" x 12"	96" x 12"	18"	92" x 8"	94.5" x 10.5"	17.25"	350	9.1	CWM-R1109-5k
WCR-1201218	GFRC	120" x 12"	120" x 12"	18"	116" x 8"	118.5" x 10.5"	17.25"	430	11.4	CWM-R1109-5k + CWM R1109-MS
WR-241236	FRP	24" x 12"	24" x 12"	36"	21" x 9"	23.5" x 11.5"	35.75"	40	5.6	CWM-R1120-MS
WR-361236	FRP	36" x 12"	36" x 12"	36"	33" x 9"	35.5" x 11.5"	35.75"	50	8.5	CWM-R1120-2k
WR-481236	FRP	48" x 12"	48" x 12"	36"	45" x 9"	47.5" x 11.5"	35.75"	65	11.3	CWM-R1120-2k
WR-601236	FRP	60" x 12"	60" x 12"	36"	57" x 9"	59.5" x 11.5"	35.75"	80	14.2	CWM-R1120-2k
WR-721236	FRP	72" x 12"	72" x 12"	36"	69" x 9"	71.5" x 11.5"	35.75"	95	17	CWM-R1120-3k
WR-961236	FRP	96" x 12"	96" x 12"	36"	93" x 9"	95.5" x 11.5"	35.75"	120	22.6	CWM-R1120-4k
WR-1201236	FRP	120" x 12"	120" x 12"	36"	117" x 9"	119.5" x 11.5"	35.75"	150	28.4	CWM-R1120-5k



WRT-3000



WR-481218



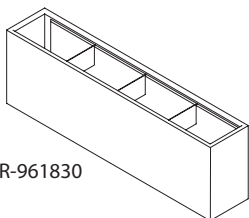
Tournesol SITEWORKS

PRODUCT & PRICING INFO

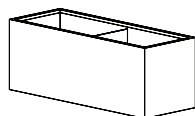
**STREETSCAPES**  
303.398.7040 STREET-SCAPES.COM

## Rectangles continued...

Part No.	Material	Exterior (top)	(bottom)	(ht)	Interior (top)	(bottom)	(ht)	Weight (lbs.)	Soil Volume (cubic ft.)	Matching Irrigation
WR-241818	FRP	24" x 18"	24" x 18"	18"	21" x 15"	23.5" x 17.5"	17.75"	21	4.3	CWM-R1114-MS
WR-361818	FRP	36" x 18"	36" x 18"	18"	33" x 15"	35.5" x 17.5"	17.75"	30	6.5	CWM-R1114-2k
WR-481818	FRP	48" x 18"	48" x 18"	18"	45" x 15"	47.5" x 17.5"	17.75"	40	8.6	CWM-R1114-2k
WR-601818	FRP	60" x 18"	60" x 18"	18"	57" x 15"	59.5" x 17.5"	17.75"	45	10.8	CWM-R1114-2k
WR-721818	FRP	72" x 18"	72" x 18"	18"	69" x 15"	71.5" x 17.5"	17.75"	55	12.9	CWM-R1114-3k
WR-961818	FRP	96" x 18"	96" x 18"	18"	93" x 15"	95.5" x 17.5"	17.75"	70	17.3	CWM-R1114-4k
WR-1201818	FRP	120" x 18"	120" x 18"	18"	117" x 15"	119.5" x 17.5"	17.75"	85	21.6	CWM-R1114-4k/5K or CWM-R1614-4k/5k
WCR-241818	GFRC	24" x 18"	24" x 18"	18"	20" x 14"	22.5" x 16.5"	17.25"	135	3.4	CWM-R1109-MS
WCR-361818	GFRC	36" x 18"	36" x 18"	18"	32" x 14"	34.5" x 16.5"	17.25"	175	5.3	CWM-R1109-2k
WCR-481818	GFRC	48" x 18"	48" x 18"	18"	44" x 14"	46.5" x 16.5"	17.25"	220	7.1	CWM-R1109-2k
WCR-601818	GFRC	60" x 18"	60" x 18"	18"	56" x 14"	58.5" x 16.5"	17.25"	270	8.9	CWM-R1109-3k
WCR-721818	GFRC	72" x 18"	72" x 18"	18"	68" x 14"	70.5" x 16.5"	17.25"	315	10.8	CWM-R1109-4k
WCR-961818	GFRC	96" x 18"	96" x 18"	18"	92" x 14"	94.5" x 16.5"	17.25"	445	14.2	CWM-R1109-5k
WCR-1201818	GFRC	120" x 18"	120" x 18"	18"	116" x 14"	118.5" x 16.5"	17.25"	545	17.8	CWM-R1114-4k/5K or CWM-R1614-4k/5k
WR-241824	FRP	24" x 18"	24" x 18"	24"	21" x 15"	23.5" x 17.5"	23.75"	26	5.7	CWM-R1620-MS
WR-361824	FRP	36" x 18"	36" x 18"	24"	33" x 15"	35.5" x 17.5"	23.75"	35	8.6	CWM-R2020-MS
WR-481824	FRP	48" x 18"	48" x 18"	24"	45" x 15"	47.5" x 17.5"	23.75"	45	11.5	CWM-R1620-2k
WR-601824	FRP	60" x 18"	60" x 18"	24"	57" x 15"	59.5" x 17.5"	23.75"	55	14.4	CWM-R1620-2k
WR-721824	FRP	72" x 18"	72" x 18"	24"	69" x 15"	71.5" x 17.5"	23.75"	65	17.3	CWM-R1620-3k
WR-961824	FRP	96" x 18"	96" x 18"	24"	93" x 15"	95.5" x 17.5"	23.75"	85	23.1	CWM-R1620-4k
WR-1201824	FRP	120" x 18"	120" x 18"	24"	117" x 15"	119.5" x 17.5"	23.75"	100	28.9	CWM-R1620-5k
WCR-241824	GFRC	24" x 18"	24" x 18"	24"	20" x 14"	22.5" x 16.5"	23.25"	160	4.7	CWM-R1614-MS
WCR-361824	GFRC	36" x 18"	36" x 18"	24"	32" x 14"	34.5" x 16.5"	23.25"	225	7.1	CWM-R2014-MS
WCR-481824	GFRC	48" x 18"	48" x 18"	24"	44" x 14"	46.5" x 16.5"	23.25"	285	9.7	CWM-R1614-2k
WCR-601824	GFRC	60" x 18"	60" x 18"	24"	56" x 14"	58.5" x 16.5"	23.25"	345	12.1	CWM-R2014-2k
WCR-721824	GFRC	72" x 18"	72" x 18"	24"	68" x 14"	70.5" x 16.5"	23.25"	410	14.6	CWM-R1614-3k
WCR-961824	GFRC	96" x 18"	96" x 18"	24"	92" x 14"	94.5" x 16.5"	23.25"	555	19.3	CWM-R1614-3k
WCR-1201824	GFRC	120" x 18"	120" x 18"	24"	116" x 14"	118.5" x 16.5"	23.25"	685	24.3	CWM-R1614-4k
WR-241830	FRP	24" x 18"	24" x 18"	30"	21" x 15"	23.5" x 17.5"	29.75"	35	7	CWM-R1620-MS
WR-361830	FRP	36" x 18"	36" x 18"	30"	33" x 15"	35.5" x 17.5"	29.75"	45	10.5	CWM-R2020-MS
WR-481830	FRP	48" x 18"	48" x 18"	30"	45" x 15"	47.5" x 17.5"	29.75"	110	13.5	CWM-R1620-2k
WR-601830	FRP	60" x 18"	60" x 18"	30"	57" x 15"	59.5" x 17.5"	29.75"	135	16.9	CWM-R2020-2k
WR-721830	FRP	72" x 18"	72" x 18"	30"	59" x 15"	71.5" x 17.5"	29.75"	160	20.2	CWM-R1620-3k
WR-961830	FRP	96" x 18"	96" x 18"	30"	93" x 15"	95.5" x 17.5"	29.75"	210	27	CWM-R1620-4k
WR-1201830	FRP	120" x 18"	120" x 18"	30"	117" x 15"	119.5" x 17.5"	29.75"	265	33.7	CWM-R1620-5k
WCR-241830	GFRC	24" x 18"	24" x 18"	30"	20" x 14"	22.5" x 16.5"	29.25"	190	6.0	CWM-R1620-MS
WCR-361830	GFRC	36" x 18"	36" x 18"	30"	32" x 14"	34.5" x 16.5"	29.25"	260	9.1	CWM-R2020-MS
WCR-481830	GFRC	48" x 18"	48" x 18"	30"	44" x 14"	46.5" x 16.5"	29.25"	325	12.3	CWM-R1620-2k
WCR-601830	GFRC	60" x 18"	60" x 18"	30"	56" x 14"	58.5" x 16.5"	29.25"	400	15.5	CWM-R2020-2k
WCR-721830	GFRC	72" x 18"	72" x 18"	30"	68" x 14"	70.5" x 16.5"	29.25"	470	18.6	CWM-R1620-3k
WCR-961830	GFRC	96" x 18"	96" x 18"	30"	92" x 14"	94.5" x 16.5"	29.25"	635	24.7	CWM-R2020-3k
WCR-1201830	GFRC	120" x 18"	120" x 18"	30"	116" x 14"	118.5" x 16.5"	29.25"	780	31.0	CWM-R2020-4k



WR-961830



WR-481824

5



PRODUCT & PRICING INFO

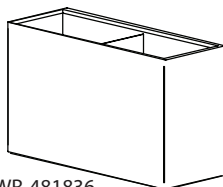
**STREETSCAPES**

303.398.7040 STREET-SCAPES.COM




## Rectangles continued...

Part No.	Material	Exterior (top)	(bottom)	(ht)	Interior (top)	(bottom)	(ht)	Weight (lbs.)	Soil Volume (cubic ft.)	Matching Irrigation
WR-241836	FRP	24" x 18"	24" x 18"	36"	21" x 15"	23.5" x 17.5"	35.75"	45	8.4	CWM-R1620-MS
WR-361836	FRP	36" x 18"	36" x 18"	36"	33" x 15"	35.5" x 17.5"	35.75"	60	12.7	CWM-R2020-MS
WR-481836	FRP	48" x 18"	48" x 18"	36"	45" x 15"	47.5" x 17.5"	35.75"	80	17	CWM-R1620-2k
WR-601836	FRP	60" x 18"	60" x 18"	36"	57" x 15"	59.5" x 17.5"	35.75"	95	21.2	CWM-R2020-2k
WR-721836	FRP	72" x 18"	72" x 18"	36"	69" x 15"	71.5" x 17.5"	35.75"	110	25.5	CWM-R1620-3k
WR-961836	FRP	96" x 18"	96" x 18"	36"	93" x 15"	95.5" x 17.5"	35.75"	145	34	CWM-R1620-4k
WR-1201836	FRP	120" x 18"	120" x 18"	36"	117" x 15"	119.5" x 17.5"	35.75"	175	42.6	CWM-R1620-5k
WCR-241836	GFRC	24" x 18"	24" x 18"	36"	21" x 15"	22.5" x 16.5"	35.25"	190	7.3	CWM-R1620-MS
WCR-361836	GFRC	36" x 18"	36" x 18"	36"	33" x 15"	34.5" x 16.5"	35.25"	275	11.1	CWM-R1620-MS
WCR-481836	GFRC	48" x 18"	48" x 18"	36"	45" x 15"	46.5" x 16.5"	35.25"	340	15.0	CWM-R1620-2k
WCR-601836	GFRC	60" x 18"	60" x 18"	36"	57" x 15"	58.5" x 16.5"	35.25"	425	18.7	CWM-R2020-2k
WCR-721836	GFRC	72" x 18"	72" x 18"	36"	69" x 15"	70.5" x 16.5"	35.25"	500	22.5	CWM-R1620-3k
WCR-961836	GFRC	96" x 18"	96" x 18"	36"	93" x 15"	94.5" x 16.5"	35.25"	640	30.2	CWM-R1620-4k
WCR-1201836	GFRC	120" x 18"	120" x 18"	36"	117" x 15"	118.5" x 16.5"	35.25"	835	37.5	CWM-R1620-4k
WR-242418	FRP	24" x 24"	24" x 24"	18"	21" x 21"	23.5" x 23.5"	17.75"	25	5.7	CWM-R1614-MS
WR-362418	FRP	36" x 24"	36" x 24"	18"	33" x 21"	35.5" x 23.5"	17.75"	35	8.7	CWM-R2014-MS
WR-482418	FRP	48" x 24"	48" x 24"	18"	45" x 21"	47.5" x 23.5"	17.75"	45	11.5	CWM-R1614-2k
WR-602418	FRP	60" x 24"	60" x 24"	18"	57" x 21"	59.5" x 23.5"	17.75"	50	14.5	CWM-R2014-2k
WR-722418	FRP	72" x 24"	72" x 24"	18"	69" x 21"	71.5" x 23.5"	17.75"	60	17.4	CWM-R1614-3k
WR-962418	FRP	96" x 24"	96" x 24"	18"	93" x 21"	95.5" x 23.5"	17.75"	80	23.2	CWM-R1614-4k
WR-1202418	FRP	120" x 24"	120" x 24"	18"	117" x 21"	119.5" x 23.5"	17.75"	95	29	CWM-R1614-5k
WCR-242418	GFRC	24" x 24"	24" x 24"	18"	20" x 20"	22.5" x 22.5"	17.25"	155	4.7	CWM-R1109-MS
WCR-362418	GFRC	36" x 24"	36" x 24"	18"	32" x 20"	34.5" x 22.5"	17.25"	205	7.2	CWM-R1109-2k
WCR-482418	GFRC	48" x 24"	48" x 24"	18"	44" x 20"	46.5" x 22.5"	17.25"	255	9.8	CWM-R1109-3k
WCR-602418	GFRC	60" x 24"	60" x 24"	18"	56" x 20"	58.5" x 22.5"	17.25"	305	12.3	CWM-R1109-3k
WCR-722418	GFRC	72" x 24"	72" x 24"	18"	68" x 20"	70.5" x 22.5"	17.25"	360	14.8	CWM-R1109-4k
WCR-962418	GFRC	96" x 24"	96" x 24"	18"	92" x 20"	94.5" x 22.5"	17.25"	490	19.7	CWM-R1109-5k
WCR-1202418	GFRC	120" x 24"	120" x 24"	18"	116" x 20"	118.5" x 22.5"	17.25"	600	24.7	CWM-R1109-5K or CWM-R1109-MS

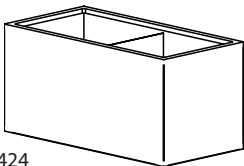


WR-481836



### Rectangles continued...

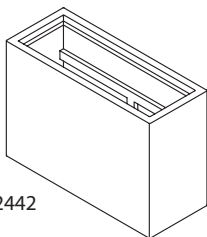
Part. No.	Material	Exterior (top)	(bottom)	(ht)	Interior (top)	(bottom)	(ht)	Weight (lbs.)	Soil Volume (cubic ft.)	Matching Irrigation
WR-242424	FRP	24" x 24"	24" x 24"	24"	21" x 21"	23.5" x 23.5"	23.75"	35	7.4	CWM-R1620-MS
WR-362424	FRP	36" x 24"	36" x 24"	24"	33" x 21"	35.5" x 23.5"	23.75"	40	11.6	CWM-R2920-MS
WR-482424	FRP	48" x 24"	48" x 24"	24"	45" x 21"	47.5" x 23.5"	23.75"	95	15	CWM-R1620-2k
WR-602424	FRP	60" x 24"	60" x 24"	24"	57" x 21"	59.5" x 23.5"	23.75"	115	18.8	CWM-R2020-2k
WR-722424	FRP	72" x 24"	72" x 24"	24"	69" x 21"	71.5" x 23.5"	23.75"	135	22.6	CWM-R1620-3k
WR-962424	FRP	96" x 24"	96" x 24"	24"	93" x 21"	95.5" x 23.5"	23.75"	180	30.1	CWM-R1620-4k
WR-1202424	FRP	120" x 24"	120" x 24"	24"	117" x 21"	119.5" x 23.5"	23.75"	220	37.7	CWM-R1620-5k
WCR-242424	GFRC	24" x 24"	24" x 24"	24"	20" x 20"	22.5" x 22.5"	23.25"	190	6.4	CWM-R1614-MS
WCR-362424	GFRC	36" x 24"	36" x 24"	24"	32" x 20"	34.5" x 22.5"	23.25"	260	9.8	CWM-R2014-MS
WCR-482424	GFRC	48" x 24"	48" x 24"	24"	44" x 20"	46.5" x 22.5"	23.25"	320	13.3	CWM-R1614-2k
WCR-602424	GFRC	60" x 24"	60" x 24"	24"	56" x 20"	58.5" x 22.5"	23.25"	385	16.7	CWM-R2014-2k
WCR-722424	GFRC	72" x 24"	72" x 24"	24"	68" x 20"	70.5" x 22.5"	23.25"	450	20.1	CWM-R1614-3k
WCR-962424	GFRC	96" x 24"	96" x 24"	24"	92" x 20"	94.5" x 22.5"	23.25"	575	27.0	CWM-R2014-3k
WCR-1202424	GFRC	120" x 24"	120" x 24"	24"	116" x 20"	118.5" x 22.5"	23.25"	705	33.9	CWM-R2014-4k
WR-232324	FRP	23.5" x 23.5"	23.5" x 23.5"	24"	20.5" x 20.5"	23" x 23"	23.75"	30	7.4	CWM-R1620-MS
WR-352324	FRP	35.5" x 23.5"	35.5" x 23.5"	24"	32.5" x 20.5"	35" x 23"	23.75"	40	11.2	CWM-R2020-MS
WR-472324	FRP	47.5" x 23.5"	47.5" x 23.5"	24"	44.5" x 20.5"	47" x 23"	23.75"	95	11.5	CWM-R1620-2k
WR-592324	FRP	59.5" x 23.5"	59.5" x 23.5"	24"	56.5" x 20.5"	59" x 23"	23.75"	115	18.8	CWM-R2020-2k
WR-712324	FRP	71.5" x 23.5"	71.5" x 23.5"	24"	68.5" x 20.5"	71" x 23"	23.75"	135	22.6	CWM-R1620-3k
WR-952324	FRP	95.5" x 23.5"	95.5" x 23.5"	24"	92.5" x 20.5"	95" x 23"	23.75"	180	30.2	CWM-R1620-4k
WR-1192324	FRP	119.5" x 23.5"	119.5" x 23.5"	24"	116.5" x 20.5"	119" x 23"	23.75"	220	37.8	CWM-R1620-5k
WCR-232324	GFRC	23.5" x 23.5"	23.5" x 23.5"	24"	19.5" x 19.5"	22" x 22"	23.25"	185	6.2	CWM-R1614-MS
WCR-352324	GFRC	35.5" x 23.5"	35.5" x 23.5"	24"	31.5" x 19.5"	34" x 22"	23.25"	255	9.5	CWM-R2014-MS
WCR-472324	GFRC	47.5" x 23.5"	47.5" x 23.5"	24"	43.5" x 19.5"	46" x 22"	23.25"	315	12.9	CWM-R1614-2k
WCR-592324	GFRC	59.5" x 23.5"	59.5" x 23.5"	24"	55.5" x 19.5"	58" x 22"	23.25"	380	16.2	CWM-R2014-2k
WCR-712324	GFRC	71.5" x 23.5"	71.5" x 23.5"	24"	67.5" x 19.5"	70" x 22"	23.25"	445	19.5	CWM-R1614-3k
WCR-952324	GFRC	95.5" x 23.5"	95.5" x 23.5"	24"	91.5" x 19.5"	94" x 22"	23.25"	570	26.3	CWM-R2014-3k
WCR-1192324	GFRC	119.5" x 23.5"	119.5" x 23.5"	24"	115.5" x 19.5"	118" x 22"	23.25"	695	33.0	CWM-R2014-4k



WR-482424

## Rectangles continued...

Part No.	Material	Exterior (top)	(bottom)	(ht)	Interior (top)	(bottom)	(ht)	Weight (lbs.)	Soil Volume (cubic ft.)	Matching Irrigation
WR-362430	FRP	36" x 24"	36" x 24"	30"	33" x 21"	35.5" x 23.5"	29.75"	85	14.1	CWM-R2920-MS
WR-482430	FRP	48" x 24"	48" x 24"	30"	45" x 21"	47.5" x 23.5"	29.75"	115	18.8	CWM-R1620-2k
WR-602430	FRP	60" x 24"	60" x 24"	30"	57" x 21"	59.5" x 23.5"	29.75"	140	23.5	CWM-R2020-2k
WR-722430	FRP	72" x 24"	72" x 24"	30"	69" x 21"	71.5" x 23.5"	29.75"	170	28.2	CWM-R1620-3k
WR-962430	FRP	96" x 24"	96" x 24"	30"	93" x 21"	95.5" x 23.5"	29.75"	220	37.7	CWM-R1620-4k
WR-1202430	FRP	120" x 24"	120" x 24"	30"	117" x 21"	119.5" x 23.5"	29.75"	275	47.1	CWM-R1620-5k
WCR-362430	GFRC	36" x 24"	36" x 24"	30"	32" x 20"	34.5" x 22.5"	29.25"	300	12.5	CWM-R2920-MS
WCR-482430	GFRC	48" x 24"	48" x 24"	30"	44" x 20"	46.5" x 22.5"	29.25"	365	16.9	CWM-R1620-2k
WCR-602430	GFRC	60" x 24"	60" x 24"	30"	56" x 20"	58.5" x 22.5"	29.25"	445	21.3	CWM-R2020-2k
WCR-722430	GFRC	72" x 24"	72" x 24"	30"	68" x 20"	70.5" x 22.5"	29.25"	520	25.6	CWM-R1620-3k
WCR-962430	GFRC	96" x 24"	96" x 24"	30"	92" x 20"	94.5" x 22.5"	29.25"	700	34.1	CWM-R1620-4k
WCR-1202430	GFRC	120" x 24"	120" x 24"	30"	116" x 20"	118.5" x 22.5"	29.25"	845	42.8	CWM-R2020-4k
WR-362436	FRP	36" x 24"	36" x 24"	36"	33" x 21"	35.5" x 23.5"	35.75"	105	17.4	CWM-R2920-MS
WR-482436	FRP	48" x 24"	48" x 24"	36"	45" x 21"	47.5" x 23.5"	35.75"	135	23.3	CWM-R1620-2k
WR-602436	FRP	60" x 24"	60" x 24"	36"	57" x 21"	59.5" x 23.5"	35.75"	165	29.1	CWM-R2020-2k
WR-722436	FRP	72" x 24"	72" x 24"	36"	69" x 21"	71.5" x 23.5"	35.75"	200	35	CWM-R1620-3k
WR-962436	FRP	96" x 24"	96" x 24"	36"	93" x 21"	95.5" x 23.5"	35.75"	265	46.7	CWM-R1620-4k
WR-1202436	FRP	120" x 24"	120" x 24"	36"	117" x 21"	119.5" x 23.5"	35.75"	330	58.4	CWM-R1620-5k
WCR-362436	GFRC	36" x 24"	36" x 24"	36"	31" x 19"	34.5" x 22.5"	35.25"	375	14.9	CWM-R2020-MS
WCR-482436	GFRC	48" x 24"	48" x 24"	36"	43" x 19"	46.5" x 22.5"	35.25"	460	20.2	CWM-R1620-2k
WCR-602436	GFRC	60" x 24"	60" x 24"	36"	55" x 19"	58.5" x 22.5"	35.25"	565	25.4	CWM-R2020-2k
WCR-722436	GFRC	72" x 24"	72" x 24"	36"	67" x 19"	70.5" x 22.5"	35.25"	660	30.6	CWM-R1620-3k
WCR-962436	GFRC	96" x 24"	96" x 24"	36"	91" x 19"	94.5" x 22.5"	35.25"	885	40.7	CWM-R1620-4k
WCR-1202436	GFRC	120" x 24"	120" x 24"	36"	115" x 19"	118.5" x 22.5"	35.25"	1070	51.1	CWM-R2020-4k
WR-362442	FRP	36" x 24"	36" x 24"	42"	33" x 21"	35.5" x 23.5"	41.75"	120	19.7	CWM-R2920-MS
WR-482442	FRP	48" x 24"	48" x 24"	42"	45" x 21"	47.5" x 23.5"	41.75"	160	26.3	CWM-R1620-2k
WR-602442	FRP	60" x 24"	60" x 24"	42"	57" x 21"	59.5" x 23.5"	41.75"	195	32.9	CWM-R2020-2k
WR-722442	FRP	72" x 24"	72" x 24"	42"	69" x 21"	71.5" x 23.5"	41.75"	235	39.5	CWM-R1620-3k
WR-962442	FRP	96" x 24"	96" x 24"	42"	93" x 21"	95.5" x 23.5"	41.75"	310	52.7	CWM-R1620-4k
WR-1202442	FRP	120" x 24"	120" x 24"	42"	117" x 21"	119.5" x 23.5"	41.75"	385	65.9	CWM-R1620-5k
WCR-362442	GFRC	36" x 24"	36" x 24"	42"	31" x 19"	34.5" x 22.5"	41.25"	425	17.6	CWM-R2020-MS
WCR-482442	GFRC	48" x 24"	48" x 24"	42"	43" x 19"	46.5" x 22.5"	41.25"	515	23.8	CWM-R1620-2k
WCR-602442	GFRC	60" x 24"	60" x 24"	42"	55" x 19"	58.5" x 22.5"	41.25"	630	29.9	CWM-R2020-2k
WCR-722442	GFRC	72" x 24"	72" x 24"	42"	67" x 19"	70.5" x 22.5"	41.25"	735	36.0	CWM-R1620-3k
WCR-962442	GFRC	96" x 24"	96" x 24"	42"	91" x 19"	94.5" x 22.5"	41.25"	965	48.1	CWM-R2020-3k
WCR-1202442	GFRC	120" x 24"	120" x 24"	42"	115" x 19"	118.5" x 22.5"	41.25"	1175	60.3	CWM-R2020-4k
WR-363018	FRP	36" x 30"	36" x 30"	18"	33" x 27"	35.5" x 29.5"	17.75"	40	10.9	CWM-R2914-MS
WR-483018	FRP	48" x 30"	48" x 30"	18"	45" x 27"	47.5" x 29.5"	17.75"	50	14.5	CWM-R1614-2k
WR-603018	FRP	60" x 30"	60" x 30"	18"	57" x 27"	59.5" x 29.5"	17.75"	60	18.2	CWM-R2014-2k
WR-723018	FRP	72" x 30"	72" x 30"	18"	69" x 27"	71.5" x 29.5"	17.75"	70	21.8	CWM-R1614-3k
WR-963018	FRP	96" x 30"	96" x 30"	18"	93" x 27"	95.5" x 29.5"	17.75"	90	27.6	CWM-R1614-4k
WR-1203018	FRP	120" x 30"	120" x 30"	18"	117" x 27"	119.5" x 29.5"	17.75"	105	35.6	CWM-R1614-5k



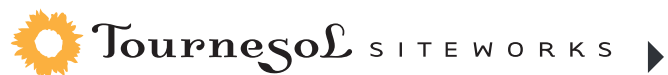
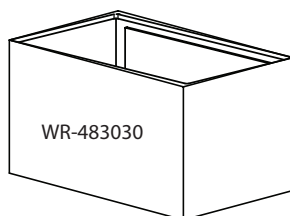
WCR-602442





## Rectangles continued...

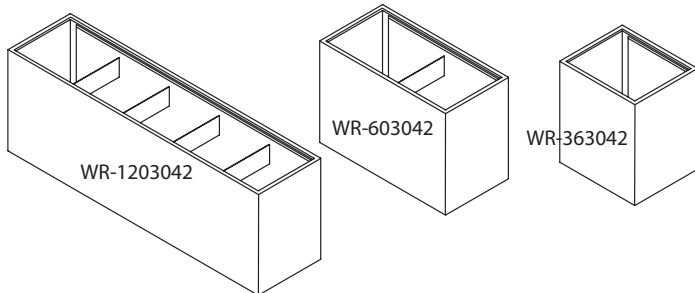
Part No.	Material	Exterior (top)	(bottom)	(ht)	Interior (top)	(bottom)	(ht)	Weight (lbs.)	Soil Volume (cubic ft.)	Matching Irrigation
WCR-363018	GFRC	36" x 30"	36" x 30"	18"	32" x 26"	34.5" x 28.5"	17.25"	235	9.2	CWM-R1109-2k
WCR-483018	GFRC	48" x 30"	48" x 30"	18"	44" x 26"	46.5" x 28.5"	17.25"	285	12.5	CWM-R1109-2k
WCR-603018	GFRC	60" x 30"	60" x 30"	18"	56" x 26"	58.5" x 28.5"	17.25"	345	15.7	CWM-R1109-3k
WCR-723018	GFRC	72" x 30"	72" x 30"	18"	68" x 26"	70.5" x 28.5"	17.25"	400	18.9	CWM-R1109-4k
WCR-963018	GFRC	96" x 30"	96" x 30"	18"	92" x 26"	94.5" x 28.5"	17.25"	540	25.2	CWM-R1109-5k
WCR-1203018	GFRC	120" x 30"	120" x 30"	18"	116" x 26"	118.5" x 28.5"	17.25"	660	31.6	CWM-R1109-3K or CWM-R1109-4K
WR-363024	FRP	36" x 30"	36" x 30"	24"	33" x 27"	35.5" x 29.5"	23.75"	75	13.7	CWM-R2920-MS
WR-483024	FRP	48" x 30"	48" x 30"	24"	45" x 27"	47.5" x 29.5"	23.75"	100	18.3	CWM-R1620-2k
WR-603024	FRP	60" x 30"	60" x 30"	24"	57" x 27"	59.5" x 29.5"	23.75"	120	22.8	CWM-R2020-2k
WR-723024	FRP	72" x 30"	72" x 30"	24"	69" x 27"	71.5" x 29.5"	23.75"	145	27.4	CWM-R1620-3k
WR-963024	FRP	96" x 30"	96" x 30"	24"	93" x 27"	95.5" x 29.5"	23.75"	190	36.6	CWM-R1620-4k
WR-1203024	FRP	120" x 30"	120" x 30"	24"	117" x 27"	119.5" x 29.5"	23.75"	235	45.7	CWM-R1620-5k
WCR-363024	GFRC	36" x 30"	36" x 30"	24"	32" x 26"	34.5" x 28.5"	23.25"	290	12.5	CWM-R2914-MS
WCR-483024	GFRC	48" x 30"	48" x 30"	24"	44" x 26"	46.5" x 28.5"	23.25"	355	16.9	CWM-R1614-2k
WCR-603024	GFRC	60" x 30"	60" x 30"	24"	56" x 26"	58.5" x 28.5"	23.25"	425	21.3	CWM-R2014-2k
WCR-723024	GFRC	72" x 30"	72" x 30"	24"	68" x 26"	70.5" x 28.5"	23.25"	500	25.7	CWM-R1614-3k
WCR-963024	GFRC	96" x 30"	96" x 30"	24"	92" x 26"	94.5" x 28.5"	23.25"	665	34.2	CWM-R2014-3k
WCR-1203024	GFRC	120" x 30"	120" x 30"	24"	116" x 26"	118.5" x 28.5"	23.25"	805	42.9	CWM-R2014-4k
WR-363030	FRP	36" x 30"	36" x 30"	30"	33" x 27"	35.5" x 29.5"	29.75"	95	17.3	CWM-R2920-MS
WR-483030	FRP	48" x 30"	48" x 30"	30"	45" x 27"	47.5" x 29.5"	29.75"	120	23	CWM-R1620-2k
WR-603030	FRP	60" x 30"	60" x 30"	30"	57" x 27"	59.5" x 29.5"	29.75"	150	28.8	CWM-R2020-2k
WR-723030	FRP	72" x 30"	72" x 30"	30"	69" x 27"	71.5" x 29.5"	29.75"	180	34.5	CWM-R1620-3k
WR-963030	FRP	96" x 30"	96" x 30"	30"	93" x 27"	95.5" x 29.5"	29.75"	235	46.1	CWM-R1620-4k
WR-1203030	FRP	120" x 30"	120" x 30"	30"	117" x 27"	119.5" x 29.5"	29.75"	290	57.6	CWM-R1620-5k
WCR-363030	GFRC	36" x 30"	36" x 30"	30"	31" x 25"	34.5" x 28.5"	29.25"	375	15.6	CWM-R2920-MS
WCR-483030	GFRC	48" x 30"	48" x 30"	30"	43" x 25"	46.5" x 28.5"	29.25"	455	21.2	CWM-R1620-2k
WCR-603030	GFRC	60" x 30"	60" x 30"	30"	55" x 25"	58.5" x 28.5"	29.25"	545	26.7	CWM-R2020-2k
WCR-723030	GFRC	72" x 30"	72" x 30"	30"	67" x 25"	70.5" x 28.5"	29.25"	630	32.2	CWM-R1620-3k
WCR-963030	GFRC	96" x 30"	96" x 30"	30"	91" x 25"	94.5" x 28.5"	29.25"	825	43.0	CWM-R2020-3k
WCR-1203030	GFRC	120" x 30"	120" x 30"	30"	115" x 25"	118.5" x 28.5"	29.25"	1000	54.0	CWM-R2020-4k
WR-363036	FRP	36" x 30"	36" x 30"	36"	33" x 27"	35.5" x 29.5"	35.75"	110	20.8	CWM-R2920-MS
WR-483036	FRP	48" x 30"	48" x 30"	36"	45" x 27"	47.5" x 29.5"	35.75"	145	27.8	CWM-R1620-2k
WR-603036	FRP	60" x 30"	60" x 30"	36"	57" x 27"	59.5" x 29.5"	35.75"	175	34.7	CWM-R2020-2k
WR-723036	FRP	72" x 30"	72" x 30"	36"	69" x 27"	71.5" x 29.5"	35.75"	210	41.7	CWM-R1620-3k
WR-963036	FRP	96" x 30"	96" x 30"	36"	93" x 27"	95.5" x 29.5"	35.75"	280	55.6	CWM-R1620-4k
WR-1203036	FRP	120" x 30"	120" x 30"	36"	117" x 27"	119.5" x 29.5"	35.75"	345	69.5	CWM-R1620-5k
WCR-363036	GFRC	36" x 30"	36" x 30"	36"	31" x 25"	34.5" x 28.5"	35.25"	430	19.0	CWM-R2920-MS
WCR-483036	GFRC	48" x 30"	48" x 30"	36"	43" x 25"	46.5" x 28.5"	35.25"	515	25.7	CWM-R1620-2k
WCR-603036	GFRC	60" x 30"	60" x 30"	36"	55" x 25"	58.5" x 28.5"	35.25"	625	32.3	CWM-R2020-2k
WCR-723036	GFRC	72" x 30"	72" x 30"	36"	67" x 25"	70.5" x 28.5"	35.25"	725	38.9	CWM-R1620-3k
WCR-963036	GFRC	96" x 30"	96" x 30"	36"	91" x 25"	94.5" x 28.5"	35.25"	920	52.3	CWM-R1620-4k
WCR-1203036	GFRC	120" x 30"	120" x 30"	36"	115" x 25"	118.5" x 28.5"	35.25"	1150	65.3	CWM-R1620-5k





## Rectangles continued...

Part No.	Material	Exterior (top)	(bottom)	(ht)	Interior (top)	(bottom)	(ht)	Weight (lbs.)	Soil Volume (cubic ft.)	Matching Irrigation
WR-363042	FRP	36" x 30"	36" x 30"	42"	33" x 27"	35.5" x 29.5"	41.75"	130	24.4	CWM-R2920-MS
WR-483042	FRP	48" x 30"	48" x 30"	42"	45" x 27"	47.5" x 29.5"	41.75"	170	32.5	CWM-R1620-2k
WR-603042	FRP	60" x 30"	60" x 30"	42"	57" x 27"	59.5" x 29.5"	41.75"	205	40.7	CWM-R2020-2k
WR-723042	FRP	72" x 30"	72" x 30"	42"	69" x 27"	71.5" x 29.5"	41.75"	245	48.8	CWM-R1620-3k
WR-963042	FRP	96" x 30"	96" x 30"	42"	93" x 27"	95.5" x 29.5"	41.75"	320	65.1	CWM-R1620-4k
WR-1203042	FRP	120" x 30"	120" x 30"	42"	117" x 27"	119.5" x 29.5"	41.75"	400	81.4	CWM-R1620-5k
WCR-363042	GFRC	36" x 30"	36" x 30"	42"	31" x 25"	34.5" x 28.5"	41.25"	475	22.4	CWM-R2920-MS
WCR-483042	GFRC	48" x 30"	48" x 30"	42"	43" x 25"	46.5" x 28.5"	41.25"	570	30.3	CWM-R1620-2k
WCR-603042	GFRC	60" x 30"	60" x 30"	42"	55" x 25"	58.5" x 28.5"	41.25"	690	38.1	CWM-R2020-2k
WCR-723042	GFRC	72" x 30"	72" x 30"	42"	67" x 25"	70.5" x 28.5"	41.25"	795	45.9	CWM-R1620-3k
WCR-963042	GFRC	96" x 30"	96" x 30"	42"	91" x 25"	94.5" x 28.5"	41.25"	1045	61.3	CWM-R1620-4k
WCR-1203042	GFRC	120" x 30"	120" x 30"	42"	115" x 25"	118.5" x 28.5"	41.25"	1255	77.0	CWM-R2020-4k
WR-363618	FRP	36" x 36"	36" x 36"	18"	31" x 31"	35.5" x 35.5"	17.75"	45	12.4	CWM-R1114-2k
WR-483618	FRP	48" x 36"	48" x 36"	18"	43" x 31"	47.5" x 35.5"	17.75"	55	16.6	CWM-R1614-2k
WR-603618	FRP	60" x 36"	60" x 36"	18"	55" x 31"	59.5" x 35.5"	17.75"	65	20.7	CWM-R2014-2k
WR-723618	FRP	72" x 36"	72" x 36"	18"	67" x 31"	71.5" x 35.5"	17.75"	75	24.9	CWM-R1614-3k
WR-963618	FRP	96" x 36"	96" x 36"	18"	91" x 31"	95.5" x 35.5"	17.75"	95	33.2	CWM-R1614-4k
WR-1203618	FRP	120" x 36"	120" x 36"	18"	115" x 31"	119.5" x 35.5"	17.75"	115	41.6	CWM-R1614-5k
WCR-363618	GFRC	36" x 36"	36" x 36"	18"	31" x 31"	34.5" x 34.5"	17.25"	260	11.2	CWM-R1109-2k
WCR-483618	GFRC	48" x 36"	48" x 36"	18"	43" x 31"	46.5" x 34.5"	17.25"	320	15.1	CWM-R1109-2k
WCR-603618	GFRC	60" x 36"	60" x 36"	18"	55" x 31"	58.5" x 34.5"	17.25"	380	19.1	CWM-R1109-3k
WCR-723618	GFRC	72" x 36"	72" x 36"	18"	67" x 31"	70.5" x 34.5"	17.25"	440	23.0	CWM-R1109-4k
WCR-963618	GFRC	96" x 36"	96" x 36"	18"	91" x 31"	94.5" x 34.5"	17.25"	585	30.6	CWM-R1109-5k
WCR-1203618	GFRC	120" x 36"	120" x 36"	18"	115" x 31"	118.5" x 34.5"	17.25"	710	38.5	CWM-R1109-5k



 **Tournesol** SITEWORKS

PRODUCT & PRICING INFO

 **STREETSCAPES**

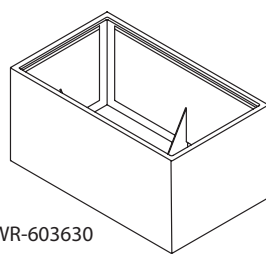
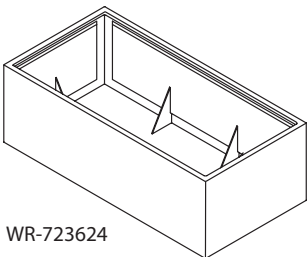
303.398.7040 STREET-SCAPES.COM





## Rectangles continued...

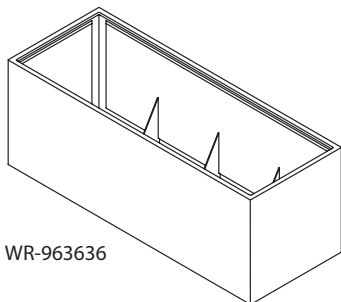
Part No.	Material	Exterior (top)	(bottom)	(ht)	Interior (top)	(bottom)	(ht)	Weight (lbs.)	Soil Volume (cubic ft.)	Matching Irrigation
WR-363624	FRP	36" x 36"	36" x 36"	24"	31" x 31"	35.5" x 35.5"	23.75"	110	16.2	CWM-R1120-2k
WR-483624	FRP	48" x 36"	48" x 36"	24"	43" x 31"	47.5" x 35.5"	23.75"	135	21.7	CWM-R1620-2k
WR-603624	FRP	60" x 36"	60" x 36"	24"	55" x 31"	59.5" x 35.5"	23.75"	155	27.3	CWM-R2020-2k
WR-723624	FRP	72" x 36"	72" x 36"	24"	67" x 31"	71.5" x 35.5"	23.75"	180	32.8	CWM-R1620-3k
WR-963624	FRP	96" x 36"	96" x 36"	24"	91" x 31"	95.5" x 35.5"	23.75"	225	43.9	CWM-R1620-4k
WR-1203624	FRP	120" x 36"	120" x 36"	24"	115" x 31"	119.5" x 35.5"	23.75"	270	54.9	CWM-R1620-5k
WCR-363624	GFRC	36" x 36"	36" x 36"	24"	31" x 31"	34.5" x 34.5"	23.25"	335	15.1	CWM-R2914-MS
WCR-483624	GFRC	48" x 36"	48" x 36"	24"	43" x 31"	46.5" x 34.5"	23.25"	405	20.5	CWM-R1614-2k
WCR-603624	GFRC	60" x 36"	60" x 36"	24"	55" x 31"	58.5" x 34.5"	23.25"	480	25.8	CWM-R2014-2k
WCR-723624	GFRC	72" x 36"	72" x 36"	24"	67" x 31"	70.5" x 34.5"	23.25"	550	31.1	CWM-R1614-3k
WCR-963624	GFRC	96" x 36"	96" x 36"	24"	91" x 31"	94.5" x 34.5"	23.25"	725	41.6	CWM-R2014-3k
WCR-1203624	GFRC	120" x 36"	120" x 36"	24"	115" x 31"	118.5" x 34.5"	23.25"	880	52.2	CWM-R2014-4K1
WR-363630	FRP	36" x 36"	36" x 36"	30"	31" x 31"	35.5" x 35.5"	29.75"	140	20.4	CWM-R1120-2k
WR-483630	FRP	48" x 36"	48" x 36"	30"	43" x 31"	47.5" x 35.5"	29.75"	170	27.4	CWM-R1620-2k
WR-603630	FRP	60" x 36"	60" x 36"	30"	55" x 31"	59.5" x 35.5"	29.75"	195	34.4	CWM-R2020-2k
WR-723630	FRP	72" x 36"	72" x 36"	30"	67" x 31"	71.5" x 35.5"	29.75"	225	41.3	CWM-R1620-3k
WR-963630	FRP	96" x 36"	96" x 36"	30"	91" x 31"	95.5" x 35.5"	29.75"	280	55.3	CWM-R1620-4k
WR-1203630	FRP	120" x 36"	120" x 36"	30"	115" x 31"	119.5" x 35.5"	29.75"	335	69.2	CWM-R1620-5k
WCR-363630	GFRC	36" x 36"	36" x 36"	30"	31" x 31"	34.5" x 34.5"	29.25"	385	19.3	CWM-R2920-MS
WCR-483630	GFRC	48" x 36"	48" x 36"	30"	43" x 31"	46.5" x 34.5"	29.25"	460	26.1	CWM-R1620-2k
WCR-603630	GFRC	60" x 36"	60" x 36"	30"	55" x 31"	58.5" x 34.5"	29.25"	545	32.8	CWM-R2020-2k
WCR-723630	GFRC	72" x 36"	72" x 36"	30"	67" x 31"	70.5" x 34.5"	29.25"	625	39.5	CWM-R1620-3k
WCR-963630	GFRC	96" x 36"	96" x 36"	30"	91" x 31"	94.5" x 34.5"	29.25"	820	52.9	CWM-R2020-3k
WCR-1203630	GFRC	120" x 36"	120" x 36"	30"	115" x 31"	118.5" x 34.5"	29.25"	990	66.3	CWM-R2020-4k



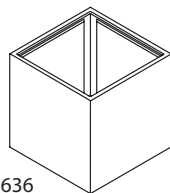


**Rectangles continued...**

Part. No.	Material	Exterior (top)	(bottom)	(ht)	Interior (top)	( bottom)	(ht)	Weight (lbs.)	Soil Volume (cubic ft.)	Matching Irrigation
WR-363636	FRP	36" x 36"	36" x 36"	36"	31" x 31"	35.5" x 35.5"	35.75"	170	24.6	CWM-R1120-2k
WR-483636	FRP	48" x 36"	48" x 36"	36"	43" x 31"	47.5" x 35.5"	35.75"	195	33.0	CWM-R1620-2k
WR-603636	FRP	60" x 36"	60" x 36"	36"	55" x 31"	59.5" x 35.5"	35.75"	235	41.4	CWM-R2020-2k
WR-723636	FRP	72" x 36"	72" x 36"	36"	67" x 31"	71.5" x 35.5"	35.75"	270	49.8	CWM-R1620-3k
WR-963636	FRP	96" x 36"	96" x 36"	36"	91" x 31"	95.5" x 35.5"	35.75"	340	66.6	CWM-R1620-4k
WR-1203636	FRP	120" x 36"	120" x 36"	36"	115" x 31"	119.5" x 35.5"	35.75"	405	83.5	CWM-R1620-5k
WCR-363636	GFRC	36" x 36"	36" x 36"	36"	31" x 31"	34.5" x 34.5"	35.25"	485	23.0	CWM-R2920-MS
WCR-483636	GFRC	48" x 36"	48" x 36"	36"	43" x 31"	46.5" x 34.5"	35.25"	575	31.2	CWM-R1620-2k
WCR-603636	GFRC	60" x 36"	60" x 36"	36"	55" x 31"	58.5" x 34.5"	35.25"	690	39.2	CWM-R2020-2k
WCR-723636	GFRC	72" x 36"	72" x 36"	36"	67" x 31"	70.5" x 34.5"	35.25"	795	47.3	CWM-R1620-3k
WCR-963636	GFRC	96" x 36"	96" x 36"	36"	91" x 31"	94.5" x 34.5"	35.25"	995	63.5	CWM-R1620-4k
WCR-1203636	GFRC	120" x 36"	120" x 36"	36"	115" x 31"	118.5" x 34.5"	35.25"	1235	79.5	CWM-R2020-4k
WR-363642	FRP	36" x 36"	36" x 36"	42"	31" x 31"	35.5" x 35.5"	41.75"	200	28.8	CWM-R1120-2k
WR-483642	FRP	48" x 36"	48" x 36"	42"	43" x 31"	47.5" x 35.5"	41.75"	235	38.6	CWM-R1620-2k
WR-603642	FRP	60" x 36"	60" x 36"	42"	55" x 31"	59.5" x 35.5"	41.75"	275	48.5	CWM-R2020-2k
WR-723642	FRP	72" x 36"	72" x 36"	42"	67" x 31"	71.5" x 35.5"	41.75"	315	58.3	CWM-R1620-3k
WR-963642	FRP	96" x 36"	96" x 36"	42"	91" x 31"	95.5" x 35.5"	41.75"	395	78.0	CWM-R1620-4k
WR-1203642	FRP	120" x 36"	120" x 36"	42"	115" x 31"	119.5" x 35.5"	41.75"	475	97.7	CWM-R1620-5k
WCR-363642	GFRC	36" x 36"	36" x 36"	42"	31" x 31"	34.5" x 34.5"	41.25"	530	27.1	CWM-R2920-MS
WCR-483642	GFRC	48" x 36"	48" x 36"	42"	43" x 31"	46.5" x 34.5"	41.25"	630	36.8	CWM-R1620-2k
WCR-603642	GFRC	60" x 36"	60" x 36"	42"	55" x 31"	58.5" x 34.5"	41.25"	755	46.2	CWM-R2020-2k
WCR-723642	GFRC	72" x 36"	72" x 36"	42"	67" x 31"	70.5" x 34.5"	41.25"	870	55.7	CWM-R1620-3k
WCR-963642	GFRC	96" x 36"	96" x 36"	42"	91" x 31"	94.5" x 34.5"	41.25"	1115	74.6	CWM-R1620-4k
WCR-1203642	GFRC	120" x 36"	120" x 36"	42"	115" x 31"	118.5" x 34.5"	41.25"	1345	93.6	CWM-R2020-4k



WR-963636

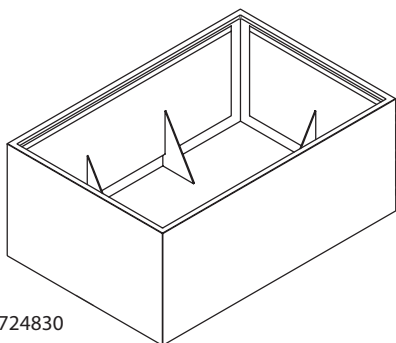


WR-363636



Rectangles continued...

Part. No.	Material	Exterior (top)	(bottom)	(ht)	Interior (top)	( bottom)	(ht)	Weight (lbs.)	Soil Volume (cubic ft.)	Matching Irrigation
WR-484818	FRP	48" x 48"	48" x 48"	18"	43" x 43"	47.5" x 47.5"	17.75"	65	22.1	CWM-R1614-2k
WR-604818	FRP	60" x 48"	60" x 48"	18"	55" x 43"	59.5" x 47.5"	17.75"	75	27.7	CWM-R2014-2k
WR-724818	FRP	72" x 48"	72" x 48"	18"	67" x 43"	71.5" x 47.5"	17.75"	90	33.3	CWM-R1614-3k
WR-964818	FRP	96" x 48"	96" x 48"	18"	91" x 43"	95.5" x 47.5"	17.75"	110	44.4	CWM-R1614-4k
WCR-484818	GFRC	48" x 48"	48" x 48"	18"	43" x 43"	46.5" x 46.5"	17.25"	400	18.7	CWM-R1614-2k
WCR-604818	GFRC	60" x 48"	60" x 48"	18"	55" x 43"	58.5" x 46.5"	17.25"	470	23.5	CWM-R2014-2k
WCR-724818	GFRC	72" x 48"	72" x 48"	18"	67" x 43"	70.5" x 46.5"	17.25"	540	28.3	CWM-R1614-3k
WCR-964818	GFRC	96" x 48"	96" x 48"	18"	91" x 43"	94.5" x 46.5"	17.25"	710	37.6	CWM-R2014-3k
WR-484824	FRP	48" x 48"	48" x 48"	24"	43" x 43"	47.5" x 47.5"	23.75"	185	28.9	CWM-R1614-2k
WR-604824	FRP	60" x 48"	60" x 48"	24"	55" x 43"	59.5" x 47.5"	23.75"	215	36.3	CWM-R2014-2k
WR-724824	FRP	72" x 48"	72" x 48"	24"	67" x 43"	71.5" x 47.5"	23.75"	240	43.6	CWM-R1614-3k
WR-964824	FRP	96" x 48"	96" x 48"	24"	91" x 43"	95.5" x 47.5"	23.75"	300	58.4	CWM-R1614-4k
WCR-484824	GFRC	48" x 48"	48" x 48"	24"	43" x 43"	46.5" x 46.5"	23.25"	495	25.7	CWM-R1614-2k
WCR-604824	GFRC	60" x 48"	60" x 48"	24"	55" x 43"	58.5" x 46.5"	23.25"	780	32.4	CWM-R2014-2k
WCR-724824	GFRC	72" x 48"	72" x 48"	24"	67" x 43"	70.5" x 46.5"	23.25"	995	39.1	CWM-R2914-2k
WCR-964824	GFRC	96" x 48"	96" x 48"	24"	91" x 43"	94.5" x 46.5"	23.25"	865	52.1	CWM-R2014-3k
WR-484830	FRP	48" x 48"	48" x 48"	30"	43" x 43"	47.5" x 47.5"	29.75"	235	36.3	CWM-R1620-2k
WR-604830	FRP	60" x 48"	60" x 48"	30"	55" x 43"	59.5" x 47.5"	29.75"	270	45.7	CWM-R2020-2k
WR-724830	FRP	72" x 48"	72" x 48"	30"	67" x 43"	71.5" x 47.5"	29.75"	305	55.0	CWM-R1620-3k
WR-964830	FRP	96" x 48"	96" x 48"	30"	91" x 43"	95.5" x 47.5"	29.75"	375	73.6	CWM-R1620-4k
WCR-484830	GFRC	48" x 48"	48" x 48"	30"	43" x 43"	46.5" x 46.5"	29.25"	560	33.2	CWM-R1620-2k
WCR-604830	GFRC	60" x 48"	60" x 48"	30"	55" x 43"	58.5" x 46.5"	29.25"	655	41.8	CWM-R2020-2k
WCR-724830	GFRC	72" x 48"	72" x 48"	30"	67" x 43"	70.5" x 46.5"	29.25"	750	50.5	CWM-R1620-3k
WCR-964830	GFRC	96" x 48"	96" x 48"	30"	91" x 43"	94.5" x 46.5"	29.25"	960	67.3	CWM-R2020-3k
WR-484836	FRP	48" x 48"	48" x 48"	36"	43" x 43"	47.5" x 47.5"	35.75"	295	43.7	CWM-R1620-2k
WR-604836	FRP	60" x 48"	60" x 48"	36"	55" x 43"	59.5" x 47.5"	35.75"	335	54.9	CWM-R2020-2k
WR-724836	FRP	72" x 48"	72" x 48"	36"	67" x 43"	71.5" x 47.5"	35.75"	385	66.1	CWM-R1620-3k
WR-964836	FRP	96" x 48"	96" x 48"	36"	91" x 43"	95.5" x 47.5"	35.75"	475	88.5	CWM-R1620-4k
WCR-484836	GFRC	48" x 48"	48" x 48"	36"	43" x 43"	46.5" x 46.5"	35.25"	790	39.4	CWM-R1620-2k
WCR-604836	GFRC	60" x 48"	60" x 48"	36"	55" x 43"	58.5" x 46.5"	35.25"	930	49.5	CWM-R2020-2k
WCR-724836	GFRC	72" x 48"	72" x 48"	36"	67" x 43"	70.5" x 46.5"	35.25"	1060	59.8	CWM-R2920-2k
WCR-964836	GFRC	96" x 48"	96" x 48"	36"	91" x 43"	94.5" x 46.5"	35.25"	1320	80.5	CWM-R2020-4k
WR-484842	FRP	48" x 48"	48" x 48"	42"	43" x 43"	47.5" x 47.5"	35.75"	345	51.1	CWM-R1620-2k
WR-604842	FRP	60" x 48"	60" x 48"	42"	55" x 43"	59.5" x 47.5"	35.75"	400	64.3	CWM-R2020-2k
WR-724842	FRP	72" x 48"	72" x 48"	42"	67" x 43"	71.5" x 47.5"	35.75"	450	77.4	CWM-R1620-3k
WR-964842	FRP	96" x 48"	96" x 48"	42"	91" x 43"	95.5" x 47.5"	35.75"	555	103.7	CWM-R1620-4k
WCR-484842	GFRC	48" x 48"	48" x 48"	42"	43" x 43"	46.5" x 46.5"	35.25"	870	46.8	CWM-R1620-2k
WCR-604842	GFRC	60" x 48"	60" x 48"	42"	55" x 43"	58.5" x 46.5"	35.25"	1035	58.7	CWM-R2020-2k
WCR-724842	GFRC	72" x 48"	72" x 48"	42"	67" x 43"	70.5" x 46.5"	35.25"	1165	71.0	CWM-R2920-2k
WCR-964842	GFRC	96" x 48"	96" x 48"	42"	91" x 43"	94.5" x 46.5"	35.25"	1480	95.0	CWM-R2020-4k



WR-724830





**Wilshire Collection Trash and Ash Bins & Recyclers** (For more options, see the Trash and Ash Bins & Recyclers detail sheet)

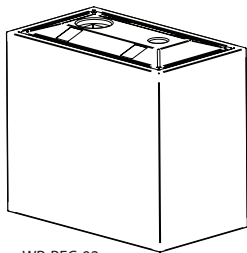
Part. No.	Material	Shape	Description
WR Trash Base	FRP	Square	22"Sq x 34.5"H, FRP Trash Base unit w/LLDPE Liner
WCR Trash Base	GFRC	Square	22"Sq x 34.5"H, GFRC Trash Base unit w/LLDPE Liner
WS Trash Base	FRP	Round	24"dia x 30"H, FRP Trash Base unit w/LLDPE Liner
WCS Trash Base	GFRC	Round	24"dia x 30"H, GFRC Trash Base unit w/LLDPE Liner

**Lid Options**

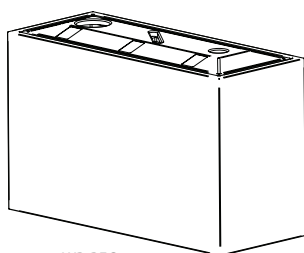
Suffix	Material	Shape	Description
-AFF	FRP	Square	FRP ash-trash lid with steel ash insert, for square trash bases only
-TFF	FRP	Square	FRP trash lid, for square trash bases only
-TRS	Aluminum	Round	Aluminum anodized trash lid, 9" opening for round trash bases only
-ATR	Aluminum	Round	Aluminum anodized ash-trash lid, 9" trash opening with 2.5" concentric ash ring for round or square trash bases
-TFR	FRP	Round	FRP ash-trash lid, color to match container, 9" trash opening for round trash bases only
-AFR	FRP	Round	FRP ash-trash lid with steel ash insert for round trash bases only

**Recycling Systems**


Part. No.	Material	Shape	Description
WR-REC-01	FRP	Square	22"L x 22"W x 33"H, FRP Recycler with 1-Stream Lid
WR-REC-02	FRP	Rectangle	38"L x 22"W x 33"H, FRP Recycler with 2-Stream Lid
WR-REC-03	FRP	Rectangle	54"L x 22"W x 33"H, FRP Recycler with 3-Stream Lid



WR-REC-02



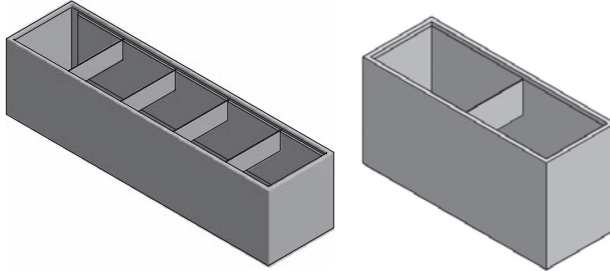
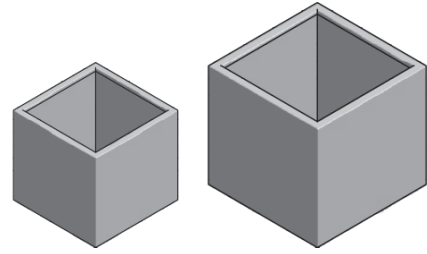

WR-REC-03



WS-TRS



## Wilshire Collection Shapes



## Custom Shapes

Custom shapes available, ask your salesperson for details.

## Wilshire FRP and GFRC Planter Options

There are as many different planter applications as there are architects to design them. At Tournesol Siteworks, we have a series of standard modifications and adjustments to create what you need.

## Cast-in Accessory Pockets

Tournesol Siteworks can customize a standard planter with pockets to hold lighting, audio, electrical, or junction boxes. We can cast in sliding or swinging doors, creating hidden spaces for irrigation controls or storage access.

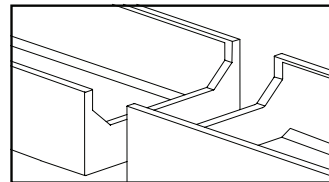


Cast-in Accessory Pocket. Insert light housing. Finished product.



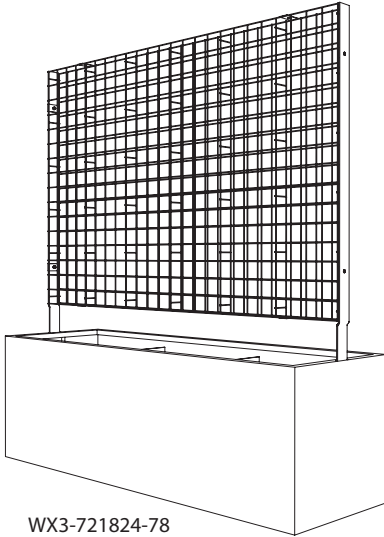
## Scoop

Scoop is a feature added to Wilshire Collection planters that allows multiple individual modular units to appear to form a continuous planting area. Adjacent planter walls are lowered and may be sealed in the field with the recommended Scoop Connection Kit, which allows for a continuous layer of soil and planting above.

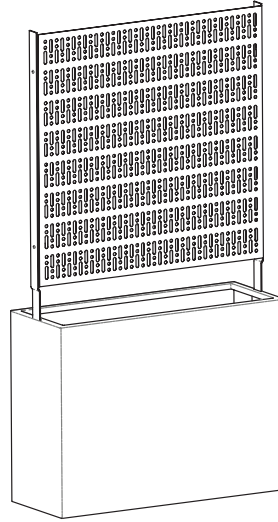


## Wilshire Collection - Complementary Planters

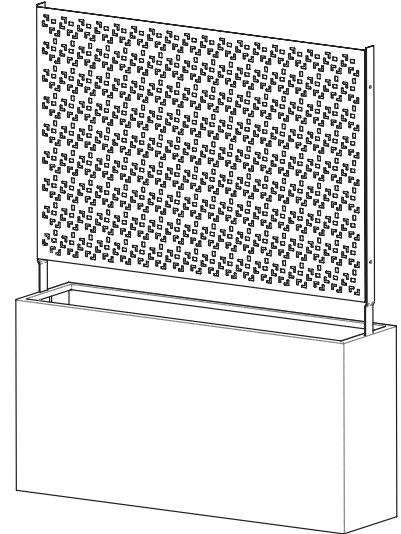
The versatile Wilshire Collection has several complementary products. The **Wilshire Screen** combines a rectangular planter and VertiGreen trellis to create attractive, easy-to-install solutions for screening off unsightly views. Use our laser cut metal panels to create a wind screen or privacy panel. Available in FRP and lightweight GFRC, with a range of sizes, colors, and screen sizes. See the Wilshire Screen detail sheet for more information.



WX3-721824-78



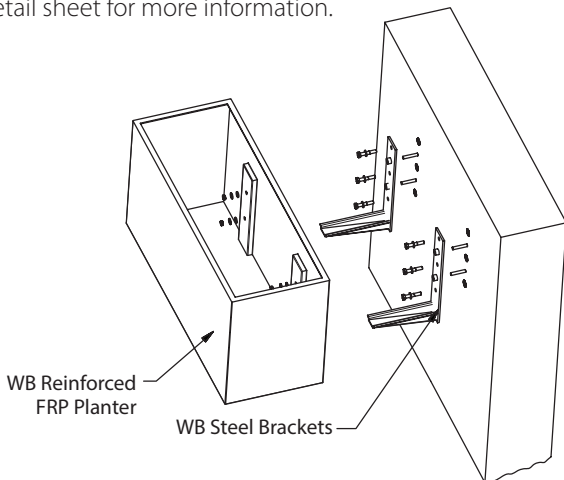
WX-481836-90C  
With WXS-4848 Pattern #6



WXP-721836-90C  
With WXS 7248 Pattern #7

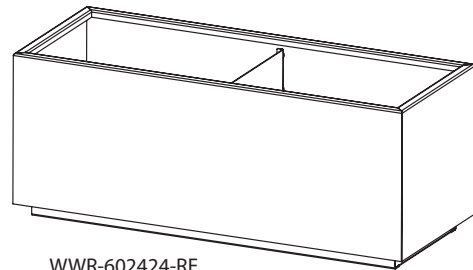
## Wilshire Box Hanging Planters

A complete commercial-quality hanging planter system with a lightweight fiberglass box, pre-engineered brackets and easy-to-use mounting template. This hanging planter is available in 3 size ranges up to 120"L. The simple styling works with most building types, and highlights the plants rather than the planter. Can be used with the VertiGreen® 3D trellis or any other plant support. See the Wilshire Box detail sheet for more information.



## Wilshire Steel Collection

The natural richness of non-corroding weathering steel is now available with the quality, range of standards and custom sizes that you come to rely on from Tournesol Siteworks. See the Wilshire Weathering steel detail sheet for more information. Also available in Powder-coated mild steel.



WWR-602424-RE