



KNIGHT™ BENCH

PRODUCT DATA



PRODUCT & PRICING INFO

 **STREETSCAPES**

303.398.7040 STREET-SCAPES.COM

FORMS+SURFACES®



KNIGHT™ BENCH

PRODUCT DATA


Knight Benches blend understated refinement, rustproof construction, and high-performance green materials. Backed and backless designs feature all-aluminum frames with beautifully detailed polished edges. Beveled slats in powdercoated extruded aluminum, FSC® 100% Ipé hardwood or FSC® Recycled reclaimed Teak hardwood complete the look. Ideal for public settings of all kinds, Knight Benches coordinate with the rest of the Knight family: a table ensemble, litter receptacle, illuminated and security bollards, and pedestrian lighting.

MATERIAL & CONSTRUCTION DETAILS

INSTALLATION & MAINTENANCE

<p>FRAME</p> <ul style="list-style-type: none"> • Frame is made of solid aluminum. Outer frame edges are polished; inner surfaces have a powdercoat finish. All surfaces are clear-coated. • See the Forms+Surfaces Powdercoat Chart for details. Custom RAL colors are available for an upcharge. • Wall-top configurations are also available. Please contact us to discuss your project's specific requirements. <p>OPTIONAL ARMRESTS</p> <ul style="list-style-type: none"> • Backed benches use angled armrests while backless benches use horizontal handholds. Armrests are solid aluminum with finish and detailing to match the bench frame. • Benches can be specified with up to three armrests at the bench ends and/or at the center of the bench. 	<p>SLATS</p> <ul style="list-style-type: none"> • Ipé hardwood slats offer superior resistance to moisture, insects, fire, vandalism and decay. • Reclaimed Teak hardwood slats, hand salvaged from old, neglected buildings, are a durable alternative to Ipé for six-foot benches. Each slat is carefully reworked and may have small plugs, minor checking, or grain imperfections. • All hardwood used for Knight Benches is FSC® 100% or FSC® Recycled and has a natural oiled finish that enhances the wood's rich color. (FSC License Code: FSC-C004453) • Extruded aluminum slats with zinc end caps feature a lightly grooved surface for enhanced appearance and non-slip feel. Aluminum slats and zinc end caps are powdercoated. See the Forms+Surfaces Powdercoat Chart for details. Custom RAL colors are available for an upcharge. 	<p>INSTALLATION</p> <ul style="list-style-type: none"> • Knight Benches must be surface mounted. Anchors and stainless steel mounting screws are included. • Wall-top mounting is also available and customized per project. Necessary hardware is included. <p>MAINTENANCE</p> <ul style="list-style-type: none"> • Metal surfaces can be cleaned as needed using a soft cloth or brush with warm water and a mild detergent. Avoid abrasive cleaners. • FSC® 100% Ipé hardwood slats can be maintained by re-oiling as needed with Penofin® hardwood finish or similar products. • FSC® Recycled reclaimed Teak hardwood slats can be maintained by re-oiling as needed with linseed oil. Avoid abrasive cleaners and spray polishes.
--	---	--

NOMINAL DIMENSIONS



MODEL	OVERALL LENGTH	OVERALL DEPTH	SEAT DEPTH	OVERALL HEIGHT	SEAT HEIGHT	ARMREST HEIGHT	WEIGHT*
SBKNI-072N	72" (1829 mm)	19.8" (503 mm)	19.8" (503 mm)	18" (457 mm)	18" (457 mm)	19.5" (495 mm)	81.3 lbs (36.9 kg)
SBKNI-072NT	72" (1829 mm)	19.8" (503 mm)	19.8" (503 mm)	18" (457 mm)	18" (457 mm)	19.5" (495 mm)	81.3 lbs (36.9 kg)
SBKNI-072NA	72" (1829 mm)	19.8" (503 mm)	19.8" (503 mm)	18" (457 mm)	18" (457 mm)	19.5" (495 mm)	101.7 lbs (46.1 kg)
SBKNI-096N	96" (2438 mm)	19.8" (503 mm)	19.8" (503 mm)	18" (457 mm)	18" (457 mm)	19.5" (495 mm)	102.0 lbs (46.3 kg)
SBKNI-096NA	96" (2438 mm)	19.8" (503 mm)	19.8" (503 mm)	18" (457 mm)	18" (457 mm)	19.5" (495 mm)	135 lbs (61.2kg)

*Add 1.8 lbs (0.82 kg) for each additional optional end or intermediate armrest.

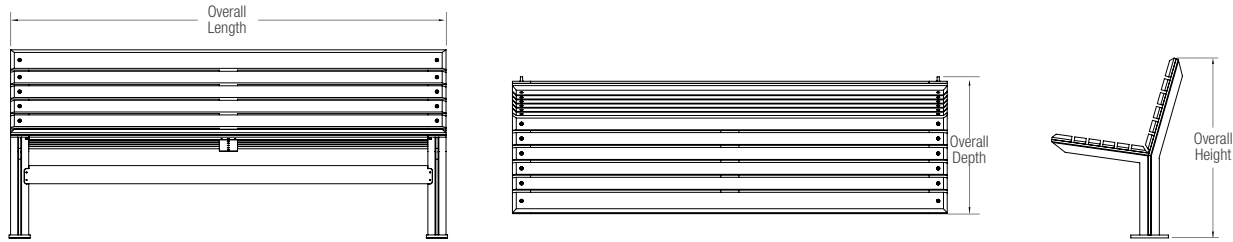
See Page 4 for complete model number descriptions.



KNIGHT™ BENCH

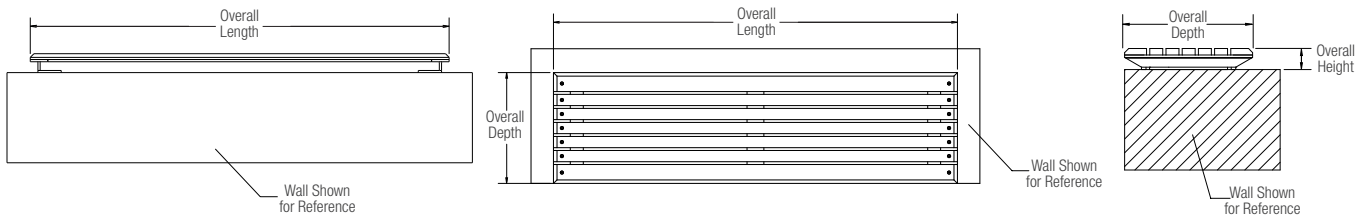
PRODUCT DATA

NOMINAL DIMENSIONS, CONTINUED



MODEL	OVERALL LENGTH	OVERALL DEPTH	SEAT DEPTH	OVERALL HEIGHT	SEAT HEIGHT	ARMREST HEIGHT	WEIGHT*
SBKNI-072B	72" (1829 mm)	21.9" (556 mm)	15.2" (386 mm)	31.1" (790 mm)	17.9" (455 mm)	20.8" (527 mm)	109.2 lbs (49.5 kg)
SBKNI-072BT	72" (1829 mm)	21.9" (556 mm)	15.2" (386 mm)	31.1" (790 mm)	17.9" (455 mm)	20.8" (527 mm)	109.2 lbs (49.5 kg)
SBKNI-072BA	72" (1829 mm)	21.9" (556 mm)	15.2" (386 mm)	31.1" (790 mm)	17.9" (455 mm)	20.8" (527 mm)	148.3 (67.3 kg)
SBKNI-096B	96" (2438 mm)	21.9" (556 mm)	15.2" (386 mm)	31.1" (790 mm)	17.9" (455 mm)	20.8" (527 mm)	144.5 lbs (65.5 kg)
SBKNI-096BA	96" (2438 mm)	21.9" (556 mm)	15.2" (386 mm)	31.1" (790 mm)	17.9" (455 mm)	20.8" (527 mm)	194.8 lbs (88.4 kg)

*Add 1.8 lbs (0.82 kg) for each additional optional end or intermediate armrest.



MODEL	OVERALL LENGTH	OVERALL DEPTH	SEAT DEPTH	OVERALL HEIGHT	SEAT HEIGHT	ARMREST HEIGHT	WEIGHT*
SBKNI-072N-W	72" (1829 mm)	19.8" (503 mm)	19.8" (503 mm)	3.3" (790 mm)	3.3" (790 mm)	20.8" (527 mm)	77.2 lbs (35 kg)
SBKNI-072NT-W	72" (1829 mm)	19.8" (503 mm)	19.8" (503 mm)	3.3" (790 mm)	3.3" (790 mm)	20.8" (527 mm)	77.2 lbs (35 kg)
SBKNI-072NA-W	72" (1829 mm)	19.8" (503 mm)	19.8" (503 mm)	3.3" (790 mm)	3.3" (790 mm)	20.8" (527 mm)	90.7 lbs (41.1 kg)
SBKNI-096N-W	96" (2438 mm)	19.8" (503 mm)	19.8" (503 mm)	3.3" (790 mm)	3.3" (790 mm)	20.8" (527 mm)	115.7 lbs (52.5 kg)
SBKNI-096NA-W	96" (2438 mm)	19.8" (503 mm)	19.8" (503 mm)	3.3" (790 mm)	3.3" (790 mm)	20.8" (527 mm)	130.9 lbs (59.4 kg)

*Add 1.8 lbs (0.82 kg) for each additional optional end or intermediate armrest.

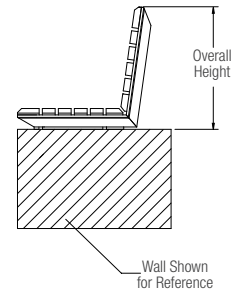
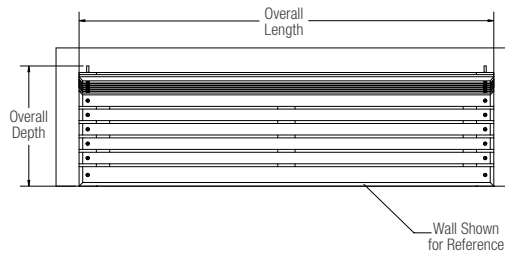
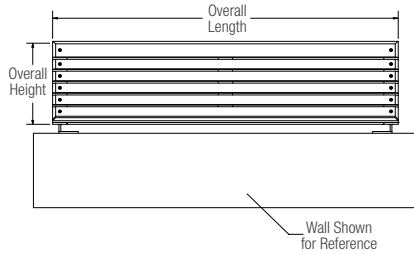
See Page 4 for complete model number descriptions.



KNIGHT™ BENCH

PRODUCT DATA

NOMINAL DIMENSIONS, CONTINUED



MODEL	OVERALL LENGTH	OVERALL DEPTH	SEAT DEPTH	OVERALL HEIGHT	SEAT HEIGHT	ARMREST HEIGHT	WEIGHT*
SBKNI-072B-W	72" (1829 mm)	21.9" (556 mm)	15.2" (386 mm)	19.2" (488 mm)	17.9" (455 mm)	20.8" (527 mm)	115.7 lbs (52.5 kg)
SBKNI-072BT-W	72" (1829 mm)	21.9" (556 mm)	15.2" (386 mm)	19.2" (488 mm)	17.9" (455 mm)	20.8" (527 mm)	115.7 lbs (52.5 kg)
SBKNI-072BA-W	72" (1829 mm)	21.9" (556 mm)	15.2" (386 mm)	19.2" (488 mm)	17.9" (455 mm)	20.8" (527 mm)	130.9 lbs (59.4 kg)
SBKNI-096B-W	96" (2438 mm)	21.9" (556 mm)	15.2" (386 mm)	19.2" (488 mm)	17.9" (455 mm)	20.8" (527 mm)	162.5 lbs (73.7 kg)
SBKNI-096BA-W	96" (2438 mm)	21.9" (556 mm)	15.2" (386 mm)	19.2" (488 mm)	17.9" (455 mm)	20.8" (527 mm)	182.3 lbs (82.7 kg)

*Add 1.8 lbs (0.82 kg) for each additional optional end or intermediate armrest.

See Page 4 for complete model number descriptions.

ENVIRONMENTAL CONSIDERATIONS

- Please refer to the Knight Bench Environmental Data Sheet for detailed environmental impact information.
- Knight aluminum frames have up to 65% recycled content.
- All Knight metal components are fully recyclable.
- All Knight wood is FSC® 100% or FSC® Recycled.
- Standard powdercoat finishes are no-VOC; non-standard powdercoat finishes are no- or low-VOC, depending on color.
- Low maintenance.
- Easy to disassemble.



KNIGHT™ BENCH

MODEL NUMBERS AND DESCRIPTIONS

MODEL	DESCRIPTION
SBKNI-072B	Knight Bench, FSC® 100% Ipé hardwood slats, 6 foot, backed, surface mount
SBKNI-072B-W	Knight Bench, FSC® 100% Ipé hardwood slats, 6 foot, backed, wall-top mount
SBKNI-072N	Knight Bench, FSC® 100% Ipé hardwood slats, 6 foot, backless, surface mount
SBKNI-072N-W	Knight Bench, FSC® 100% Ipé hardwood slats, 6 foot, backless, wall-top mount
SBKNI-096B	Knight Bench, FSC® 100% Ipé hardwood slats, 8 foot, backed, surface mount
SBKNI-096B-W	Knight Bench, FSC® 100% Ipé hardwood slats, 8 foot, backed, wall-top mount
SBKNI-096N	Knight Bench, FSC® 100% Ipé hardwood slats, 8 foot, backless, surface mount
SBKNI-096N-W	Knight Bench, FSC® 100% Ipé hardwood slats, 8 foot, backless, wall-top mount
SBKNI-072BT	Knight Bench, FSC® Recycled reclaimed Teak hardwood slats, 6 foot, backed, surface mount
SBKNI-072BT-W	Knight Bench, FSC® Recycled reclaimed Teak hardwood slats, 6 foot, backed, wall-top mount
SBKNI-072NT	Knight Bench, FSC® Recycled reclaimed Teak hardwood slats, 6 foot, backless, surface mount
SBKNI-072NT-W	Knight Bench, FSC® Recycled reclaimed Teak hardwood slats, 6 foot, backless, wall-top mount
SBKNI-072BA	Knight Bench, extruded aluminum slats, 6 foot, backed, surface mount
SBKNI-072BA-W	Knight Bench, extruded aluminum slats, 6 foot, backed, wall-top mount
SBKNI-072NA	Knight Bench, extruded aluminum slats, 6 foot, backless, surface mount
SBKNI-072NA-W	Knight Bench, extruded aluminum slats, 6 foot, backless, wall-top mount
SBKNI-096BA	Knight Bench, extruded aluminum slats, 8 foot, backed, surface mount
SBKNI-096BA-W	Knight Bench, extruded aluminum slats, 8 foot, backed, wall-top mount
SBKNI-096NA	Knight Bench, extruded aluminum slats, 8 foot, backless, surface mount
SBKNI-096NA-W	Knight Bench, extruded aluminum slats, 8 foot, backless, wall-top mount

PRODUCT OPTIONS

The following options are available for an upcharge

Armrest(s) for backed or backless Knight Bench	Custom RAL powdercoat color
Premium Texture Colors from Forms+Surfaces Powdercoat Chart	

TO ORDER SPECIFY: Quantity, model, powdercoat color for frame, number, and location of optional armrests.