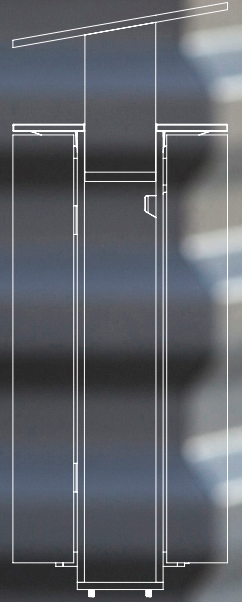




APEX™ LITTER & RECYCLING RECEPTACLE

PRODUCT DATA



PRODUCT & PRICING INFO

 **STREETSCAPES**
303.398.7040 STREET-SCAPES.COM

FORMS+SURFACES®



APEX™ LITTER & RECYCLING RECEPTACLE

PRODUCT DATA

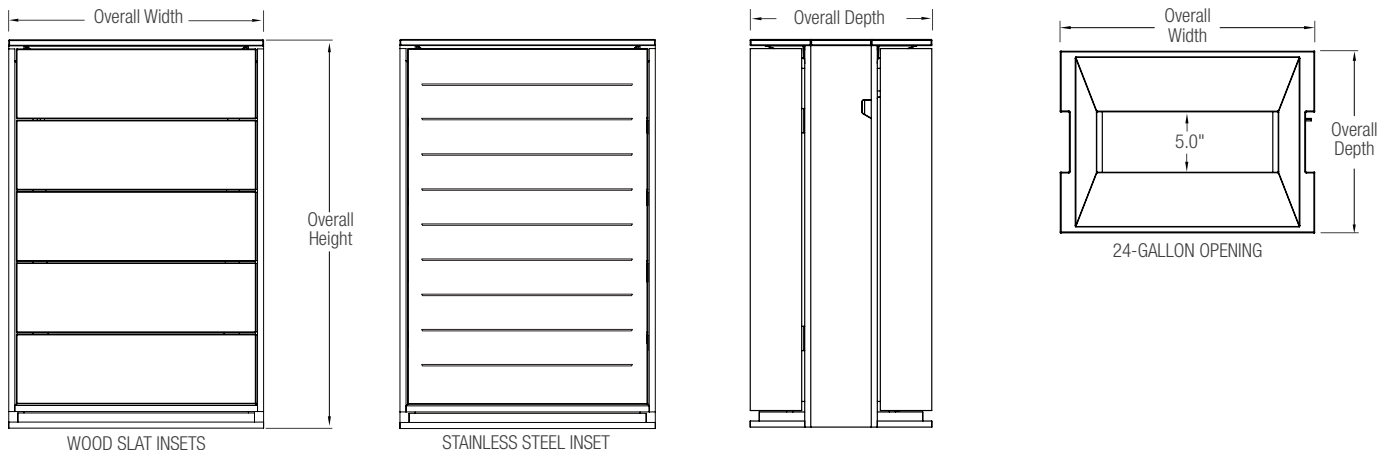
The Apex Litter & Recycling Receptacle combines the durability of corrosion-resistant aluminum with a choice of inset materials: FSC® 100% Cumaru hardwood brings the look of wood slats into a modern context, while crisp stainless steel in one of four finishes enhances the product's clean lines. Apex Receptacles are beautiful on their own. Or they can be used with Apex Benches and Table Ensembles to create a visually cohesive setting.

MATERIAL & CONSTRUCTION DETAILS

INSTALLATION & MAINTENANCE

CONFIGURATION OPTIONS & LINERS <ul style="list-style-type: none"> Receptacles are available in 24-gallon single-stream, and 36-gallon single-stream and split-stream configurations. Single-stream receptacles use either a single 24-gallon or 36-gallon liner. Split-stream receptacles have two 18-gallon half liners to accommodate two separate litter and/or recycling streams. Overall capacity is 36 gallons. Liners are molded from durable black low density polyethylene (LLDPE) with a UL94HB fire rating. 	LID AND BODY <ul style="list-style-type: none"> Lid and body are made of corrosion-resistant aluminum with a powdercoat finish. See the Forms+Surfaces Powdercoat Chart for details. Custom RAL colors are available for an upcharge. 	SIDE-ACCESS DOOR <ul style="list-style-type: none"> Receptacles open in a clamshell fashion with half of the body serving as a swing-out door. Two stainless steel side-access latch options are available: a standard lift latch and a tool-operated security latch. 	INSTALLATION <ul style="list-style-type: none"> Receptacles can be used freestanding or surface mounted. Anchors, levelers, and stainless steel mounting screws are provided for when surface mounting is specified; levelers are supplied for freestanding units.
INSET MATERIAL OPTIONS <ul style="list-style-type: none"> FSC® 100% Cumaru hardwood slat insets offer superior resistance to moisture, insects, fire, vandalism, and decay. (FSC License Code: FSC-C004453) Stainless steel inset is available with Sandstone, Seastone, Diamond, and Satin finishes. Stainless steel inset has nine evenly-spaced linear impressions. 	GRAPHICS <ul style="list-style-type: none"> Single-stream and split-stream lids include instructional graphics with black, blue, or green backgrounds, and white messages and symbols, clearly indicating the use for each opening. Graphics are printed on the back of clear, lightly textured polycarbonate, protecting them from wear over time. 	OPTIONAL RAIN COVER <ul style="list-style-type: none"> Made from heavy corrosion-resistant aluminum. Rain covers are powdercoated to match the lid. 	MAINTENANCE <ul style="list-style-type: none"> Metal surfaces can be cleaned as needed using a soft cloth or brush with warm water and a mild detergent. Avoid abrasive cleaner. Cumaru hardwood can be maintained by re-oiling as needed with Penofin® hardwood finish or similar products.

NOMINAL DIMENSIONS



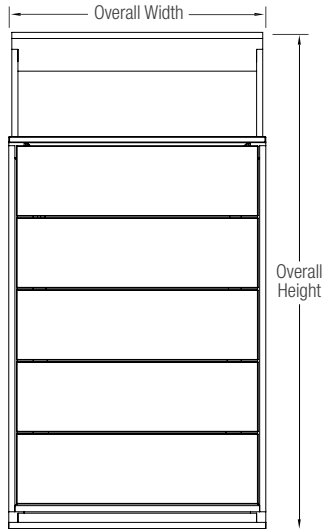
MODEL	OVERALL HEIGHT (FREESTANDING)	OVERALL HEIGHT (SURFACE MOUNT)	OVERALL WIDTH	OVERALL DEPTH	OVERALL WEIGHT	CAPACITY
SLAPX-24C	32.0" (813 mm)	32.5" (826 mm)	21.0" (533 mm)	15.0" (381 mm)	92 lbs (42 kg)	24 gallons (83 liters)
SLAPX-24S	32.0" (813 mm)	32.5" (826 mm)	21.0" (533 mm)	15.0" (381 mm)	95 lbs (43 kg)	24 gallons (83 liters)




APEX™ LITTER & RECYCLING RECEPTACLE

PRODUCT DATA

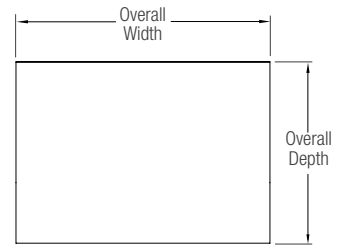
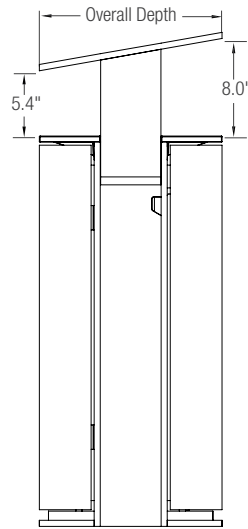
NOMINAL DIMENSIONS (Continued)



WOOD SLAT INSETS WITH RAIN COVER

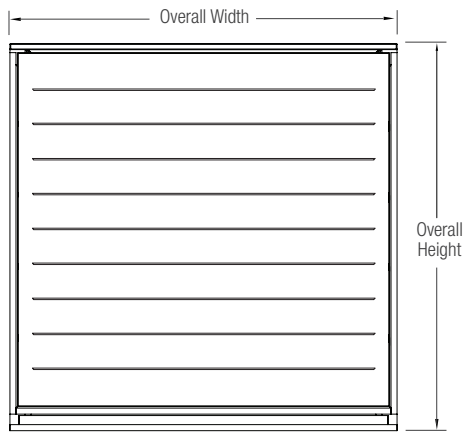


STAINLESS STEEL INSET WITH RAIN COVER

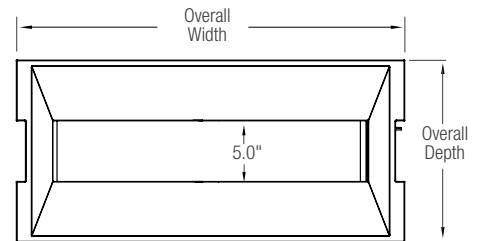
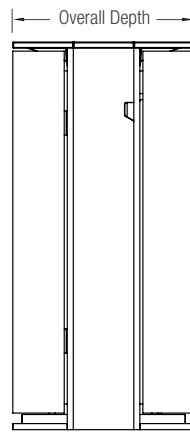


24-GALLON RAIN COVER

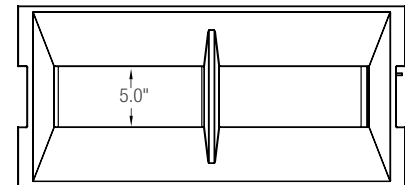
MODEL	OVERALL HEIGHT (FREESTANDING)	OVERALL HEIGHT (SURFACE MOUNT)	OVERALL WIDTH	OVERALL DEPTH	OVERALL WEIGHT	CAPACITY
SLAPX-24C	40.5" (1029 mm)	41.0" (1041 mm)	21.0" (533 mm)	15.0" (381 mm)	114 lbs (52 kg)	24 gallons (83 liters)
SLAPX-24S	40.5" (1029 mm)	41.0" (1041 mm)	21.0" (533 mm)	15.0" (381 mm)	117 lbs (53 kg)	24 gallons (83 liters)



STAINLESS STEEL INSET
 (wood slat insets option, not shown, also available)



36-GALLON SINGLE-STREAM OPENING



36-GALLON SPLIT-STREAM OPENING

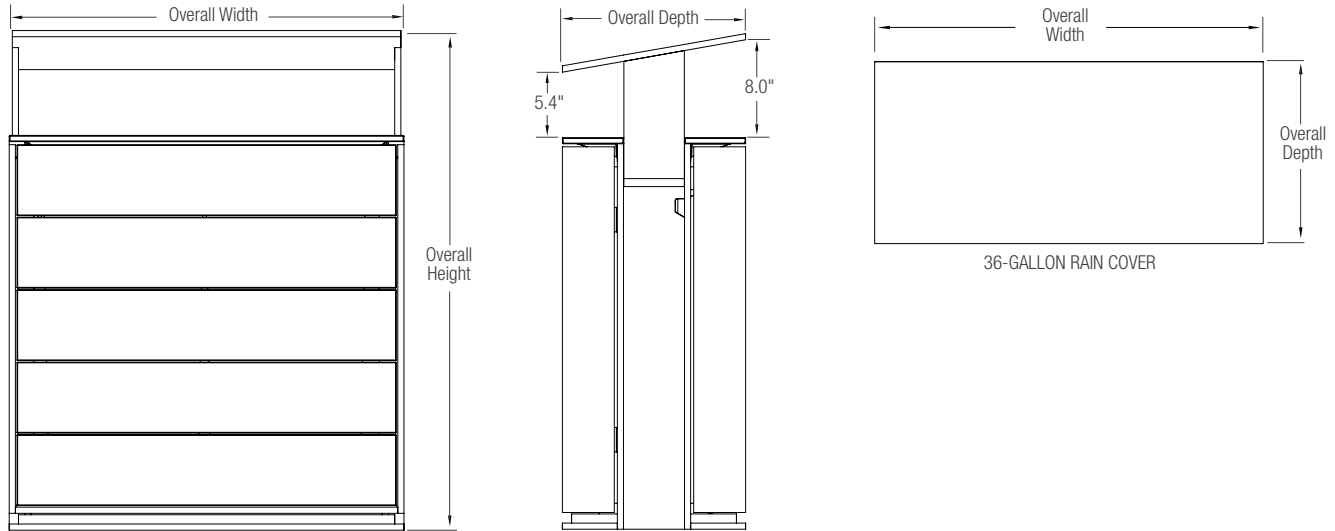
MODEL	OVERALL HEIGHT (FREESTANDING)	OVERALL HEIGHT (SURFACE MOUNT)	OVERALL WIDTH	OVERALL DEPTH	OVERALL WEIGHT	CAPACITY
SLAPX-136C	32.0" (813 mm)	32.5" (826 mm)	32.0" (813 mm)	15.0" (381 mm)	112 lbs (51 kg)	36 gallons (136 liters)
SLAPX-136S	32.0" (813 mm)	32.5" (826 mm)	32.0" (813 mm)	15.0" (381 mm)	120 lbs (54 kg)	36 gallons (136 liters)
SLAPX-36C	32.0" (813 mm)	32.5" (826 mm)	32.0" (813 mm)	15.0" (381 mm)	112 lbs (51 kg)	36 (18 x 2) gallons (136 liters)
SLAPX-36S	32.0" (813 mm)	32.5" (826 mm)	32.0" (813 mm)	15.0" (381 mm)	120 lbs (54 kg)	36 (18 x 2) gallons (136 liters)



APEX™ LITTER & RECYCLING RECEPTACLE

PRODUCT DATA

NOMINAL DIMENSIONS (Continued)




WOOD SLAT INSETS WITH RAIN COVER
 (stainless steel inset option, not shown, also available)

MODEL	OVERALL HEIGHT (FREESTANDING)	OVERALL HEIGHT (SURFACE MOUNT)	OVERALL WIDTH	OVERALL DEPTH	OVERALL WEIGHT	CAPACITY
SLAPX-136C	40.5" (1029 mm)	41.0" (1041 mm)	32.0" (813 mm)	15.0" (381 mm)	143 lbs (65 kg)	36 gallons (136 liters)
SLAPX-136S	40.5" (1029 mm)	41.0" (1041 mm)	32.0" (813 mm)	15.0" (381 mm)	151 lbs (68 kg)	36 gallons (136 liters)
SLAPX-36C	40.5" (1029 mm)	41.0" (1041 mm)	32.0" (813 mm)	15.0" (381 mm)	143 lbs (65 kg)	36 (18 x 2) gallons (136 liters)
SLAPX-36S	40.5" (1029 mm)	41.0" (1041 mm)	32.0" (813 mm)	15.0" (381 mm)	151 lbs (68 kg)	36 (18 x 2) gallons (136 liters)

STANDARD GRAPHICS

All graphics are available with black backgrounds. Recycling, bottles & cans, paper, and compost graphics are available with blue or green backgrounds to clearly indicate recycling streams. All letters and symbols are white.

SINGLE-STREAM



SPLIT-STREAM





APEX™ LITTER & RECYCLING RECEPTACLE

PRODUCT DATA

STAINLESS STEEL BODY FINISH OPTIONS

Stainless steel is available in a variety of distinctive finishes, including standard and High-Durability options. High-Durability finishes—designated by the “HD” logo below—are manufactured in a process that creates a work-hardened surface with enhanced resistance to abrasion and wear.




SANDSTONE



SEASTONE



DIAMOND



SATIN

ENVIRONMENTAL CONSIDERATIONS

- Please refer to the Apex Litter & Recycling Receptacle Environmental Data Sheet for detailed environmental impact information.
- All Apex Receptacle metal components are fully recyclable.
- All Apex Receptacle wood is FSC® 100%.
- Rustproof aluminum construction ensures a long product life cycle.
- Standard powdercoat finishes are no-VOC; non-standard powdercoat finishes are no- or low-VOC, depending on color.

MODEL NUMBERS AND DESCRIPTIONS

MODEL	DESCRIPTION
SLAPX-24C	Apex Receptacle, 24-gallon, single-stream, FSC 100% Cumaru hardwood
SLAPX-24S	Apex Receptacle, 24-gallon, single-stream, stainless steel
SLAPX-136C	Apex Receptacle, 36-gallon, single-stream, FSC 100% Cumaru hardwood
SLAPX-136S	Apex Receptacle, 36-gallon, single-stream, stainless steel
SLAPX-36C	Apex Receptacle, 36-gallon, split-stream, FSC 100% Cumaru hardwood
SLAPX-36S	Apex Receptacle, 36-gallon, split-stream, stainless steel

PRODUCT OPTIONS

The following options are available for an upcharge

Aluminum rain cover, 24-gallon model	Premium Texture Colors from Forms+Surfaces Powdercoat Chart
Aluminum rain cover, 36-gallon model	Custom RAL powdercoat color

TO ORDER SPECIFY: Quantity, model, stainless steel finish, powdercoat color, with or without rain cover, lid graphics, liner, with or without bag straps and drain holes, freestanding or surface mount.

NOTE: Because different computers will render colors and textures differently, actual colors and finishes may vary from those shown here.