



CORDIA™ LITTER & RECYCLING RECEPTACLE

PRODUCT DATA



PRODUCT & PRICING INFO

 **STREETSCAPES**
303.398.7040 STREET-SCAPES.COM

FORMS+SURFACES®



CORDIA™ LITTER & RECYCLING RECEPTACLE

PRODUCT DATA

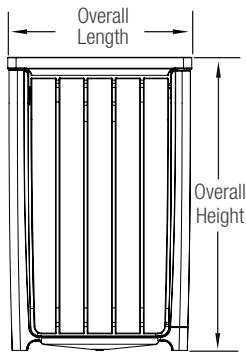
Cordia Litter & Recycling Receptacles are available in a choice of wood-and-metal or all-metal variations. Wood insets are FSC® 100% Jatoba hardwood with a natural oiled finish. Aluminum insets have a powdercoat finish. Waste stream options include openings for litter, recycling, or both. Easily adapted to suit the aesthetic of traditional or contemporary settings, Cordia receptacles are a versatile way to keep waste in its place.

MATERIAL & CONSTRUCTION DETAILS

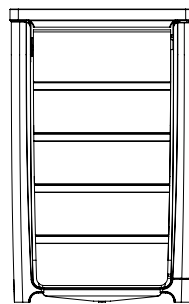
INSTALLATION & MAINTENANCE

CONFIGURATION OPTIONS <ul style="list-style-type: none"> Receptacles are available as single-stream and split-stream in top- and side-opening configurations with a 36-gallon capacity. Single-stream receptacles use a 36-gallon liner. Split-stream receptacles have two 18-gallon half-liners to accommodate two separate litter and/or recycling streams. Overall capacity is 36 gallons. 	LID & BODY <ul style="list-style-type: none"> Lid and body are made of corrosion-resistant aluminum with a powdercoat finish. See the Forms+Surfaces Powdercoat Chart for details. Custom RAL colors are available for an upcharge. Due to the nature of metal castings gloss powdercoats are not offered for cast components 	SIDE ACCESS DOOR & LINER <ul style="list-style-type: none"> Receptacles have a side door, allowing easy access to liner. Two stainless steel side-access latch options are available; a standard lift latch and a tool-operated security latch. Liners are molded from durable black low density polyethylene (LLDPE) with a UL94HB fire rating. 	INSTALLATION <ul style="list-style-type: none"> Receptacles can be used freestanding or surface mounted. Anchors, levelers, and stainless steel mounting screws are provided for when surface mounting is specified; levelers are supplied for freestanding units.
INSET MATERIAL OPTIONS <ul style="list-style-type: none"> Vertically oriented FSC® 100% Jatoba hardwood slat insets have a natural oiled finish that enhances the wood's rich color. (FSC License Code: FSC-C004453) Horizontally oriented aluminum insets have powdercoat finish; see the Forms+Surfaces Powdercoat Chart for details. Custom RAL colors are available for an upcharge. Custom logo designs can be laser cut into aluminum insets for an upcharge. Please contact us for details. 	OPTIONAL RAIN COVER <ul style="list-style-type: none"> Made from corrosion-resistant aluminum. Rain covers are powdercoated to match the lid and body. 	GRAPHICS <ul style="list-style-type: none"> Instructional graphics with black, blue, or green backgrounds and white lettering clearly indicate the use for each opening. Graphics for wood insets are printed on the back of acrylic, which is inset into one slat on each of the four sides of the receptacle. Graphics for aluminum insets are printed on the back of clear, lightly-textured polycarbonate, protecting them from wear over time. 	MAINTENANCE <ul style="list-style-type: none"> Metal surfaces can be cleaned as needed using a soft cloth or brush with warm water and a mild detergent. Avoid abrasive cleaners. Jatoba hardwood can be maintained by re-oiling as needed with Penofin® hardwood finish or similar products.

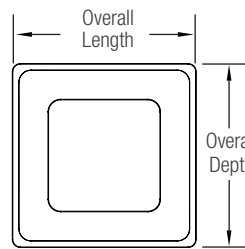
NOMINAL DIMENSIONS



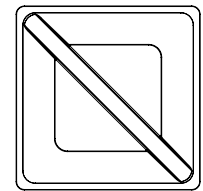
WOOD INSETS



ALUMINUM INSETS



SINGLE-STREAM OPENING



SPLIT-STREAM OPENING

MODEL	OVERALL HEIGHT	OVERALL WIDTH	OVERALL DEPTH	OVERALL WEIGHT	CAPACITY
SLCOR-136J	35.2" (894 mm)	22.1" (561 mm)	22.1" (561 mm)	99 lbs (45 kg)	36 gallons (136 liters)
SLCOR-218J	35.2" (894 mm)	22.1" (561 mm)	22.1" (561 mm)	103 lbs (47 kg)	36 (2 x 18) gallons (136 liters)
SLCOR-136A	35.2" (894 mm)	22.1" (561 mm)	22.1" (561 mm)	103 lbs (47 kg)	36 gallons (136 liters)
SLCOR-218A	35.2" (894 mm)	22.1" (561 mm)	22.1" (561 mm)	107 lbs (49 kg)	36 (2 x 18) gallons (136 liters)



CORDIA™ LITTER & RECYCLING RECEPTACLE

PRODUCT DATA


NOMINAL DIMENSIONS (Continued)



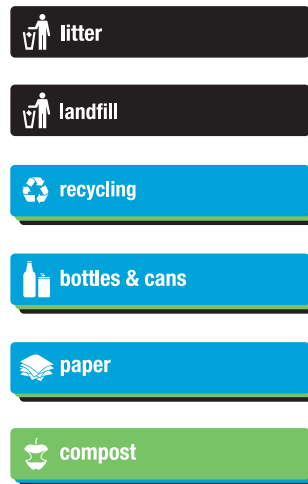
MODEL	OVERALL HEIGHT	OVERALL WIDTH	OVERALL DEPTH	OVERALL WEIGHT	CAPACITY
SLCOR-136J	43.4" (1,102 mm)	22.1" (561 mm)	22.1" (561 mm)	124 lbs (56 kg)	36 gallons (136 liters)
SLCOR-218J	43.4" (1,102 mm)	22.1" (561 mm)	22.1" (561 mm)	131 lbs (59 kg)	36 (2 x 18) gallons (136 liters)
SLCOR-136A	43.4" (1,102 mm)	22.1" (561 mm)	22.1" (561 mm)	128 lbs (58 kg)	36 gallons (136 liters)
SLCOR-218A	43.4" (1,102 mm)	22.1" (561 mm)	22.1" (561 mm)	135 lbs (61 kg)	36 (2 x 18) gallons (136 liters)

STANDARD GRAPHICS

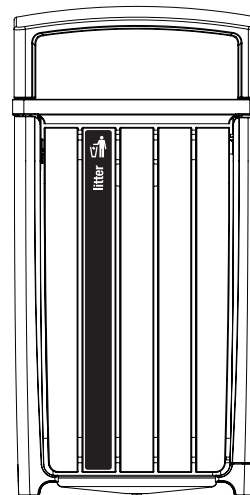
All graphics are available with black backgrounds. Recycling, bottles & cans, paper, and compost graphics are also available with blue or green backgrounds to clearly indicate recycling streams. All letters and symbols are white.



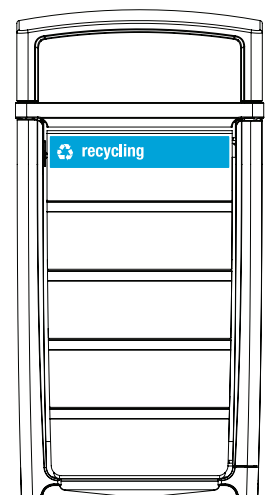
GRAPHICS FOR WOOD INSETS



GRAPHICS FOR ALUMINUM INSETS



GRAPHICS FOR WOOD INSETS



GRAPHICS FOR ALUMINUM INSETS



CORDIA™ LITTER & RECYCLING RECEPTACLE

PRODUCT DATA

ENVIRONMENTAL CONSIDERATIONS

- Please refer to the Cordia Litter & Recycling Receptacle Environmental Data Sheets for detailed environmental impact information.
- Cordia Receptacles have a high recycled content.
- All Cordia Receptacle metal components are fully recyclable.
- All Cordia Receptacle wood is FSC® 100%.
- Standard powdercoat finishes are no-VOC; non-standard powdercoat finishes are no- or low-VOC, depending on color.
- Low maintenance.

MODEL NUMBERS AND DESCRIPTIONS

MODEL	DESCRIPTION
SLCOR-136J	Cordia Receptacle, 36-gallon, single-stream, (1) 36-gallon liner, FSC 100% Jatoba hardwood
SLCOR-136A	Cordia Receptacle, 36-gallon, single-stream, (1) 36-gallon liner, aluminum
SLCOR-218J	Cordia Receptacle, 36-gallon, split-stream, (2) 18-gallon liners, FSC 100% Jatoba hardwood
SLCOR-218A	Cordia Receptacle, 36-gallon, split-stream, (2) 18-gallon liners, aluminum

PRODUCT OPTIONS

The following options are available for an upcharge

Aluminum rain cover	Custom RAL powdercoat color
Premium Texture Colors from Forms+Surfaces Powdercoat Chart	Custom aluminum inset logo design

TO ORDER SPECIFY: Quantity, model, powdercoat color(s), with or without rain cover, graphics, latch option, liner with or without bag straps and drain holes, freestanding or surface mount.

NOTE: Because different computers will render colors and textures differently, actual colors may vary from those shown here.