



VECTOR™ SEATING SYSTEM

PRODUCT DATA



PRODUCT & PRICING INFO

 **STREETSCAPES**
303.398.7040 STREET-SCAPES.COM

FORMS+SURFACES®



VECTOR™ SEATING SYSTEM

PRODUCT DATA

The **Vector Seating System** is a modern, modular design that goes in whatever direction your seating needs take. This highly customizable line invites you to mix interchangeable bench and planter modules, choose materials and finishes to suit your design scheme, and personalize your layouts with optional seat backs and seat dividers, LED accent lighting below bench seats, and/or side panels in stainless steel or VividGlass. Coordinating Vector Table Ensembles expand the line's reach.

MATERIAL & CONSTRUCTION DETAILS

CONFIGURATIONS	SIDE PANEL OPTIONS	PLANTER MODULE
<ul style="list-style-type: none"> • There are seven basic components to the Vector Seating System: four linear benches (2-, 4-, 6-, and 8-foot lengths), a 2' planter module, and two 120° angle benches. The components can be specified to connect to each other in a linear fashion and/or branch off of the sides. • In addition to linear benches, standard configurations include Cross, Tri-Hub, and Oblique. See pages 8 & 9 for details. • The Vector Seating System provides endless possibilities for custom configurations. See page 9 for examples. • All seating components are available with or without seat backs. Seat backs are not available at some connection points. • Wall-top configurations are also available. Please contact us to discuss your project's specific requirements. 	<ul style="list-style-type: none"> • All seating components are available with or without side panels on one or both sides. • Side panels are available in two materials: stainless steel or VividGlass. • Stainless steel side panels are available in three stainless steel finishes or can be powdercoated. Four standard perforation patterns are available or side panels can be specified with no pattern. See page 2 for details. • VividGlass side panels are available in standard and custom patterns. All VividGlass side panels are tempered and weather proof. See page 3 for standard pattern options. 	<ul style="list-style-type: none"> • Planter frame is aluminum with a powdercoat finish. • Planter capacity is 14 gallons. • Planter liner is molded polyethylene. Drainage holes are optional. • Planter side panels are available in two materials: stainless steel or VividGlass. See pages 2 & 3 for side panel options.
FRAME AND SEAT OPTIONS	OPTIONAL END AND INTERMEDIATE SEAT DIVIDERS	LED ACCENT LIGHTING
<ul style="list-style-type: none"> • Frame is aluminum with a powdercoat finish. • Seats are available in two material options. • FSC® 100% Cumaru hardwood seat slats (8 slats per bench) have a natural oiled finish that enhances the wood's rich color (FSC License Code: FSC-C004453). • Extruded aluminum seat slats (4 slats per bench) feature a lightly grooved surface for enhanced appearance and a non-slip feel. Aluminum slats are powdercoated. See the Forms+Surfaces Powdercoat Chart for details. • Optional aluminum seat backs are powdercoated to match the bench frame. 	<ul style="list-style-type: none"> • Cast aluminum end and intermediate seat dividers are available for all of the seating components. • Seat dividers are powdercoated to match the frame. • Due to the inherent nature of metal castings, gloss powdercoats are not offered for cast components. 	<ul style="list-style-type: none"> • Optional LED accent lighting is available for all seating components. • Accent lighting attaches to the underside of the seating components. • Accent lighting is offered in 3000K warm white and 4000K cool white LEDs.

INSTALLATION & MAINTENANCE

INSTALLATION	MAINTENANCE
<ul style="list-style-type: none"> • The Vector Seating System can be freestanding or surface mounted. • Configurations with seat backs must be surface mounted. • Surface mount models include anchors and stainless steel mounting screws. • Wall-top mounting is customized per project. Necessary hardware is included. • Can be shipped flat packed. 	<ul style="list-style-type: none"> • Metal surfaces can be cleaned as needed using a soft cloth or brush with warm water and a mild detergent. Avoid abrasive cleaners. • Cumaru hardwood slats can be maintained by re-oiling as needed with Penofin® hardwood finish or similar products.



VECTOR™ SEATING SYSTEM

PRODUCT DATA

SIDE PANEL MATERIAL OPTIONS

STAINLESS STEEL SIDE PANEL FINISH OPTIONS


DIAMOND



SANDSTONE




SATIN




STAINLESS STEEL SIDE PANEL PERFORATION PATTERN OPTIONS


CODE




DATA



RAINFALL



GUST





VECTOR™ SEATING SYSTEM

SIDE PANEL MATERIAL OPTIONS (CONTINUED)

VIVIDGLASS SIDE PANEL PATTERN OPTIONS

VividGlass side panels can be specified in one of the standard patterns shown below, or you can select from our full VividGlass line. All VividGlass side panels are safety laminated with Dupont™ Sentryglas® structural interlayer and tempered for ultimate durability. They can be used in any exterior environment, regardless of weather conditions, moisture, heat or cold. To see our full array of VividGlass options, including full technical specifications, please visit www.forms-surfaces.com/vividglass.

BRIAR PATTERN IN MINT, STANDARD FINISH




BRIAR PATTERN IN WHITE, STANDARD FINISH



THICKET PATTERN IN OLIVE, STANDARD FINISH




THICKET PATTERN IN WHITE, STANDARD FINISH



CURRENT PATTERN (HORIZONTAL) IN WHITE, STANDARD FINISH



CURRENT PATTERN (VERTICAL) IN SPRING, STANDARD FINISH

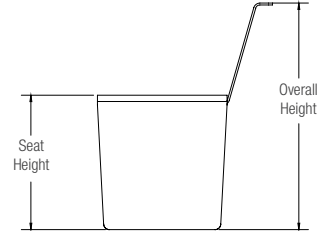

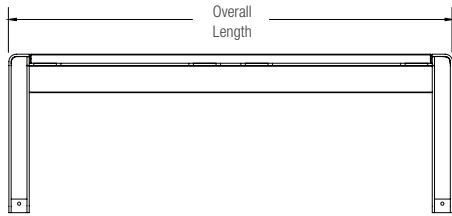




VECTOR™ SEATING SYSTEM

PRODUCT DATA

STANDALONE BENCH NOMINAL DIMENSIONS



MODEL	OVERALL LENGTH	OVERALL DEPTH	OVERALL HEIGHT*	SEAT HEIGHT	OVERALL WEIGHT**		
					WITHOUT SIDE PANELS	TWO STAINLESS STEEL SIDE PANELS	TWO VIVIDGLASS SIDE PANELS
SBVTR-24C-2E-0B	25.7" (653 mm)	16.9" (429 mm)	17.5" (445 mm)	17.5" (445 mm)	53 lbs (24 kg)	73 lbs (33 kg)	89 lbs (40 kg)
SBVTR-24C-2E-1B	25.7" (653 mm)	16.9" (429 mm)	29.5" (749 mm)	17.5" (445 mm)	68 lbs (31 kg)	88 lbs (40 kg)	104 lbs (47 kg)
SBVTR-24A-2E-0B	25.7" (653 mm)	16.9" (429 mm)	17.5" (445 mm)	17.5" (445 mm)	56 lbs (25 kg)	76 lbs (34 kg)	92 lbs (42 kg)
SBVTR-24A-2E-1B	25.7" (653 mm)	16.9" (429 mm)	29.5" (749 mm)	17.5" (445 mm)	71 lbs (32 kg)	91 lbs (41 kg)	107 lbs (49 kg)
SBVTR-48C-2E-0B	49.1" (1247 mm)	16.9" (429 mm)	17.5" (445 mm)	17.5" (445 mm)	72 lbs (33 kg)	106 lbs (48 kg)	138 lbs (63 kg)
SBVTR-48C-2E-2B	49.1" (1247 mm)	16.9" (429 mm)	29.5" (749 mm)	17.5" (445 mm)	102 lbs (46 kg)	136 lbs (62 kg)	168 lbs (76 kg)
SBVTR-48A-2E-0B	49.1" (1247 mm)	16.9" (429 mm)	17.5" (445 mm)	17.5" (445 mm)	78 lbs (35 kg)	112 lbs (51 kg)	144 lbs (65 kg)
SBVTR-48A-2E-2B	49.1" (1247 mm)	16.9" (429 mm)	29.5" (749 mm)	17.5" (445 mm)	108 lbs (49 kg)	142 lbs (64 kg)	174 lbs (79 kg)
SBVTR-72C-2E-0B	72.5" (1842 mm)	16.9" (429 mm)	17.5" (445 mm)	17.5" (445 mm)	92 lbs (42 kg)	138 lbs (63 kg)	188 lbs (85 kg)
SBVTR-72C-2E-3B	72.5" (1842 mm)	16.9" (429 mm)	29.5" (749 mm)	17.5" (445 mm)	137 lbs (62 kg)	183 lbs (83 kg)	233 lbs (106 kg)
SBVTR-72A-2E-0B	72.5" (1842 mm)	16.9" (429 mm)	17.5" (445 mm)	17.5" (445 mm)	101 lbs (46 kg)	147 lbs (67 kg)	197 lbs (89 kg)
SBVTR-72A-2E-3B	72.5" (1842 mm)	16.9" (429 mm)	29.5" (749 mm)	17.5" (445 mm)	146 lbs (66 kg)	192 lbs (87 kg)	242 lbs (110 kg)
SBVTR-96C-2E-0B	95.9" (2436 mm)	16.9" (429 mm)	17.5" (445 mm)	17.5" (445 mm)	111 lbs (50 kg)	169 lbs (77 kg)	237 lbs (108 kg)
SBVTR-96C-2E-4B	95.9" (2436 mm)	16.9" (429 mm)	29.5" (749 mm)	17.5" (445 mm)	171 lbs (78 kg)	229 lbs (104 kg)	297 lbs (135 kg)
SBVTR-96A-2E-0B	95.9" (2436 mm)	16.9" (429 mm)	17.5" (445 mm)	17.5" (445 mm)	124 lbs (56 kg)	182 lbs (83 kg)	250 lbs (113 kg)
SBVTR-96A-2E-4B	95.9" (2436 mm)	16.9" (429 mm)	29.5" (749 mm)	17.5" (445 mm)	184 lbs (83 kg)	242 lbs (110 kg)	310 lbs (141 kg)

*Add 12" (305 mm) for optional seat back.

*Add 2.5" (64 mm) for optional end or intermediate seat divider.

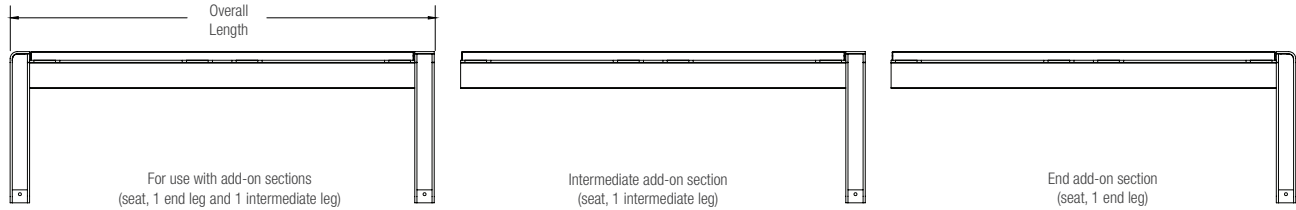
**Add 15 lbs (7 kg) for each additional optional seat back.

**Add 2 lbs (1 kg) for each additional optional end or intermediate seat divider.



VECTOR™ SEATING SYSTEM

ADD-ON BENCH NOMINAL DIMENSIONS



MODEL	OVERALL LENGTH	OVERALL DEPTH	OVERALL HEIGHT*	SEAT HEIGHT	OVERALL WEIGHT**		
					WITHOUT SIDE PANELS	TWO STAINLESS STEEL SIDE PANELS	VIVIDGLASS SIDE PANELS
SBVTR-24C-1E1M-OB	25.7" (653 mm)	16.9" (429 mm)	17.5" (445 mm)	17.5" (445 mm)	53 lbs (24 kg)	73 lbs (33 kg)	89 lbs (40 kg)
SBVTR-24C-1M-OB	23.4" (594 mm)	16.9" (429 mm)	17.5" (445 mm)	17.5" (445 mm)	36 lbs (16 kg)	56 lbs (25 kg)	72 lbs (33 kg)
SBVTR-24C-1E-OB	23.4" (594 mm)	16.9" (429 mm)	17.5" (445 mm)	17.5" (445 mm)	36 lbs (16 kg)	56 lbs (25 kg)	72 lbs (33 kg)
SBVTR-24A-1E1M-OB	25.7" (653 mm)	16.9" (429 mm)	17.5" (445 mm)	17.5" (445 mm)	56 lbs (25 kg)	76 lbs (34 kg)	92 lbs (42 kg)
SBVTR-24A-1M-OB	23.4" (594 mm)	16.9" (429 mm)	17.5" (445 mm)	17.5" (445 mm)	39 lbs (18 kg)	59 lbs (27 kg)	75 lbs (34 kg)
SBVTR-24A-1E-OB	23.4" (594 mm)	16.9" (429 mm)	17.5" (445 mm)	17.5" (445 mm)	39 lbs (18 kg)	59 lbs (27 kg)	75 lbs (34 kg)
SBVTR-48C-1E1M-OB	49.1" (1247 mm)	16.9" (429 mm)	17.5" (445 mm)	17.5" (445 mm)	72 lbs (33 kg)	106 lbs (48 kg)	138 lbs (63 kg)
SBVTR-48C-1M-OB	46.8" (1189 mm)	16.9" (429 mm)	17.5" (445 mm)	17.5" (445 mm)	56 lbs (25 kg)	90 lbs (41 kg)	122 lbs (55 kg)
SBVTR-48C-1E-OB	46.8" (1189 mm)	16.9" (429 mm)	17.5" (445 mm)	17.5" (445 mm)	56 lbs (25 kg)	90 lbs (41 kg)	122 lbs (55 kg)
SBVTR-48A-1E1M-OB	49.1" (1247 mm)	16.9" (429 mm)	17.5" (445 mm)	17.5" (445 mm)	78 lbs (35 kg)	112 lbs (51 kg)	144 lbs (65 kg)
SBVTR-48A-1M-OB	46.8" (1189 mm)	16.9" (429 mm)	17.5" (445 mm)	17.5" (445 mm)	62 lbs (28 kg)	96 lbs (44 kg)	128 lbs (58 kg)
SBVTR-48A-1E-OB	46.8" (1189 mm)	16.9" (429 mm)	17.5" (445 mm)	17.5" (445 mm)	62 lbs (28 kg)	96 lbs (44 kg)	128 lbs (58 kg)
SBVTR-72C-1E1M-OB	72.5" (1842 mm)	16.9" (429 mm)	17.5" (445 mm)	17.5" (445 mm)	92 lbs (42 kg)	138 lbs (63 kg)	188 lbs (85 kg)
SBVTR-72C-1M-OB	70.3" (1786 mm)	16.9" (429 mm)	17.5" (445 mm)	17.5" (445 mm)	75 lbs (34 kg)	121 lbs (55 kg)	171 lbs (78 kg)
SBVTR-72C-1E-OB	70.3" (1786 mm)	16.9" (429 mm)	17.5" (445 mm)	17.5" (445 mm)	75 lbs (34 kg)	121 lbs (55 kg)	171 lbs (78 kg)
SBVTR-72A-1E1M-OB	72.5" (1842 mm)	16.9" (429 mm)	17.5" (445 mm)	17.5" (445 mm)	101 lbs (46 kg)	147 lbs (67 kg)	197 lbs (89 kg)
SBVTR-72A-1M-OB	70.3" (1786 mm)	16.9" (429 mm)	17.5" (445 mm)	17.5" (445 mm)	84 lbs (38 kg)	130 lbs (59 kg)	180 lbs (82 kg)
SBVTR-72A-1E-OB	70.3" (1786 mm)	16.9" (429 mm)	17.5" (445 mm)	17.5" (445 mm)	84 lbs (38 kg)	130 lbs (59 kg)	180 lbs (82 kg)
SBVTR-96C-1E1M-OB	95.9" (2436 mm)	16.9" (429 mm)	17.5" (445 mm)	17.5" (445 mm)	111 lbs (50 kg)	169 lbs (77 kg)	237 lbs (108 kg)
SBVTR-96C-1M-OB	93.7" (2380 mm)	16.9" (429 mm)	17.5" (445 mm)	17.5" (445 mm)	94 lbs (43 kg)	152 lbs (69 kg)	220 lbs (100 kg)
SBVTR-96C-1E-OB	93.7" (2380 mm)	16.9" (429 mm)	17.5" (445 mm)	17.5" (445 mm)	94 lbs (43 kg)	152 lbs (69 kg)	220 lbs (100 kg)
SBVTR-96A-1E1M-OB	95.9" (2436 mm)	16.9" (429 mm)	17.5" (445 mm)	17.5" (445 mm)	124 lbs (56 kg)	182 lbs (83 kg)	250 lbs (113 kg)
SBVTR-96A-1M-OB	93.7" (2380 mm)	16.9" (429 mm)	17.5" (445 mm)	17.5" (445 mm)	107 lbs (49 kg)	165 lbs (75 kg)	233 lbs (106 kg)
SBVTR-96A-1E-OB	93.7" (2380 mm)	16.9" (429 mm)	17.5" (445 mm)	17.5" (445 mm)	107 lbs (49 kg)	165 lbs (75 kg)	233 lbs (106 kg)

*Add 12" (305 mm) for optional seat back.

*Add 2.5" (64 mm) for optional end or intermediate seat divider.

**Add 15 lbs (7 kg) for each additional optional seat back.

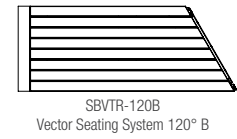
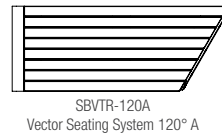
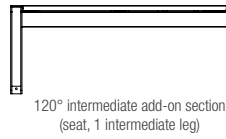
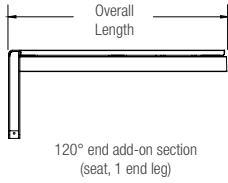
**Add 2 lbs (1 kg) for each additional optional end or intermediate seat divider.



VECTOR™ SEATING SYSTEM

PRODUCT DATA

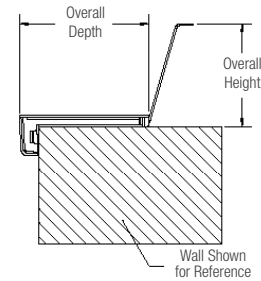
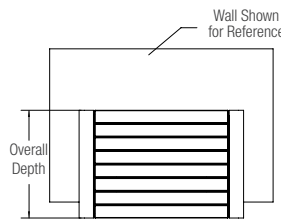
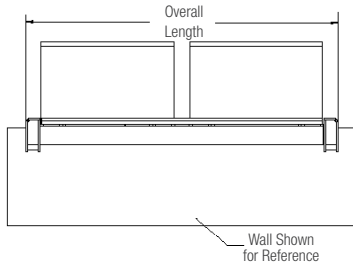
ADD-ON BENCH NOMINAL DIMENSIONS (CONTINUED)



MODEL	OVERALL LENGTH	OVERALL DEPTH	OVERALL HEIGHT*	SEAT HEIGHT	OVERALL WEIGHT**		
					WITHOUT SIDE PANELS	TWO STAINLESS STEEL SIDE PANELS	TWO VIVIDGLASS SIDE PANELS
SBVTR-120AC-1E-0B	43.2" (1097.28 mm)	16.9" (429 mm)	17.5" (445 mm)	17.5" (445 mm)	50 lbs (23 kg)	75 lbs (34 kg)	108 lbs (49 kg)
SBVTR-120AC-1M-0B	43.2" (1097.28 mm)	16.9" (429 mm)	17.5" (445 mm)	17.5" (445 mm)	50 lbs (23 kg)	75 lbs (34 kg)	108 lbs (49 kg)
SBVTR-120AA-1E-0B	43.2" (1097.28 mm)	16.9" (429 mm)	17.5" (445 mm)	17.5" (445 mm)	55 lbs (25 kg)	80 lbs (36 kg)	113 lbs (51 kg)
SBVTR-120AA-1M-0B	43.2" (1097.28 mm)	16.9" (429 mm)	17.5" (445 mm)	17.5" (445 mm)	55 lbs (25 kg)	80 lbs (36 kg)	113 lbs (51 kg)
SBVTR-120BC-1E-0B	43.2" (1097.28 mm)	16.9" (429 mm)	17.5" (445 mm)	17.5" (445 mm)	50 lbs (23 kg)	75 lbs (34 kg)	108 lbs (49 kg)
SBVTR-120BC-1M-0B	43.2" (1097.28 mm)	16.9" (429 mm)	17.5" (445 mm)	17.5" (445 mm)	50 lbs (23 kg)	75 lbs (34 kg)	108 lbs (49 kg)
SBVTR-120BA-1E-0B	43.2" (1097.28 mm)	16.9" (429 mm)	17.5" (445 mm)	17.5" (445 mm)	55 lbs (25 kg)	80 lbs (36 kg)	113 lbs (51 kg)
SBVTR-120BA-1M-0B	43.2" (1097.28 mm)	16.9" (429 mm)	17.5" (445 mm)	17.5" (445 mm)	55 lbs (25 kg)	80 lbs (36 kg)	113 lbs (51 kg)

- *Add 12" (305 mm) for optional seat back.
- *Add 2.5" (64 mm) for optional end or intermediate seat divider.
- **Add 15 lbs (7 kg) for each additional optional seat back.
- **Add 2 lbs (1 kg) for each additional optional end or intermediate seat divider.

WALL-MOUNT NOMINAL DIMENSIONS



MODEL	OVERALL LENGTH	OVERALL DEPTH	OVERALL HEIGHT	OVERALL WEIGHT
SBVTR-24C-2E-0B-W	25.8" (655 mm)	16.9" (429 mm)	1.5" (38 mm)	25 lbs (11.4 kg)
SBVTR-24C-2E-1B-W	25.8" (655 mm)	16.9" (429 mm)	13.5" (343 mm)	33 lbs (15 kg)
SBVTR-24A-2E-0B-W	25.8" (655 mm)	16.9" (429 mm)	1.5" (445 mm)	28 lbs (12.7 kg)
SBVTR-24A-2E-1B-W	25.8" (655 mm)	16.9" (429 mm)	13.5" (749 mm)	36 lbs (16.3 kg)
SBVTR-48C-2E-0B-W	49.2" (1250 mm)	16.9" (429 mm)	1.5" (445 mm)	41 lbs (18.6 kg)
SBVTR-48C-2E-2B-W	49.2" (1250 mm)	16.9" (429 mm)	13.5" (749 mm)	58 lbs (26.3 kg)



VECTOR™ SEATING SYSTEM

PRODUCT DATA

WALL-MOUNT NOMINAL DIMENSIONS (CONTINUED)

MODEL	OVERALL LENGTH	OVERALL DEPTH	OVERALL HEIGHT	OVERALL WEIGHT
SBVTR-48A-2E-0B-W	49.2" (1250 mm)	16.9" (429 mm)	1.5" (445 mm)	47 lbs (21.3 kg)
SBVTR-48A-2E-2B-W	49.2" (1250 mm)	16.9" (429 mm)	13.5" (749 mm)	64 lbs (29 kg)
SBVTR-72C-2E-0B-W	72.6" (1844 mm)	16.9" (429 mm)	1.5" (445 mm)	57 lbs (25.9 kg)
SBVTR-72C-2E-3B-W	72.6" (1844 mm)	16.9" (429 mm)	13.5" (749 mm)	83 lbs (37.6 kg)
SBVTR-72A-2E-0B-W	72.6" (1844 mm)	16.9" (429 mm)	1.5" (445 mm)	66 lbs (30 kg)
SBVTR-72A-2E-3B-W	72.6" (1844 mm)	16.9" (429 mm)	13.5" (749 mm)	92 lbs (41.7 kg)
SBVTR-96C-2E-0B-W	96" (2438 mm)	16.9" (429 mm)	1.5" (445 mm)	74 lbs (33.6 kg)
SBVTR-96C-2E-4B-W	96" (2438 mm)	16.9" (429 mm)	13.5" (749 mm)	108 lbs (49 kg)
SBVTR-96A-2E-0B-W	96" (2438 mm)	16.9" (429 mm)	1.5" (445 mm)	86 lbs (39 kg)
SBVTR-96A-2E-4B-W	96" (2438 mm)	16.9" (429 mm)	13.5" (749 mm)	120 lbs (54.4 kg)

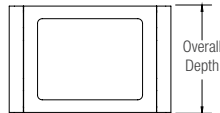
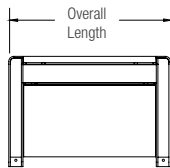
*Add 12" (305 mm) for optional seat back.

*Add 2.5" (64 mm) for optional end or intermediate seat divider.

**Add 15 lbs (7 kg) for each additional optional seat back.

**Add 2 lbs (1 kg) for each additional optional end or intermediate seat divider.

PLANTER NOMINAL DIMENSIONS



MODEL	OVERALL LENGTH	OVERALL DEPTH	OVERALL HEIGHT	OVERALL WEIGHT
SNVTR-14S-2E	25.7" (653 mm)	16.9" (429 mm)	17.5" (445 mm)	75 lbs (34 kg)
SNVTR-14V-2E	25.7" (653 mm)	16.9" (429 mm)	17.5" (445 mm)	91 lbs (41 kg)
SNVTR-14S-1E1M	25.7" (653 mm)	16.9" (429 mm)	17.5" (445 mm)	75 lbs (34 kg)
SNVTR-14V-1E1M	25.7" (653 mm)	16.9" (429 mm)	17.5" (445 mm)	91 lbs (41 kg)
SNVTR-14S-2M	25.7" (653 mm)	16.9" (429 mm)	17.5" (445 mm)	75 lbs (34 kg)
SNVTR-14V-2M	25.7" (653 mm)	16.9" (429 mm)	17.5" (445 mm)	91 lbs (41 kg)

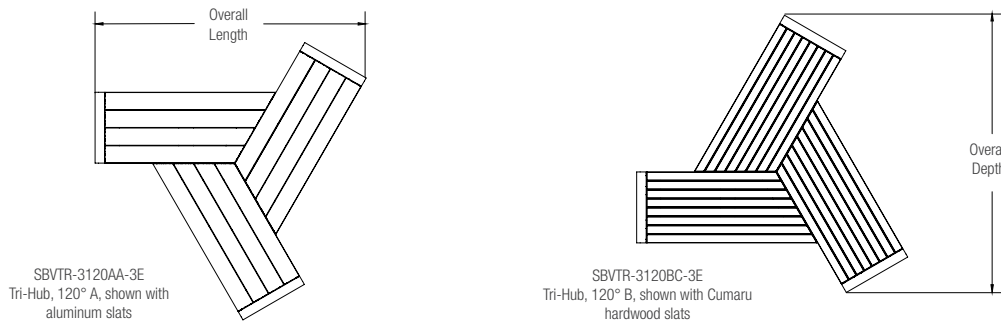


VECTOR™ SEATING SYSTEM

NOMINAL DIMENSIONS

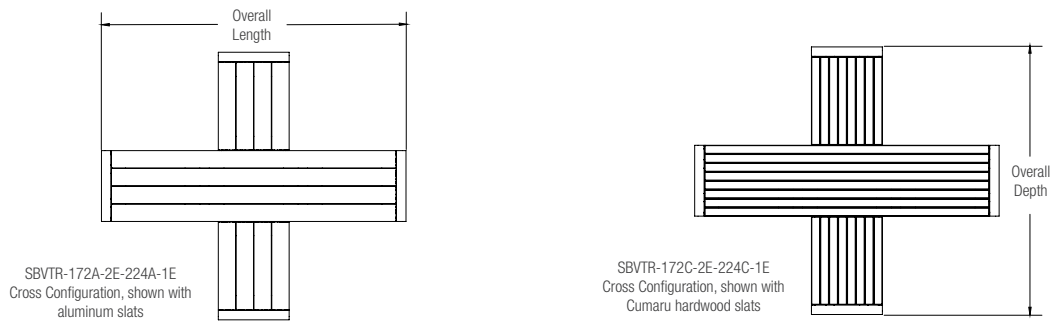
Three standard configurations of the Vector Seating System are available, Tri-Hub, Cross and Oblique, but there are endless possibilities for custom layouts. The examples shown are just a starting point; please contact us for details on your specific project.

TRI-HUB CONFIGURATION



MODEL	OVERALL LENGTH	OVERALL DEPTH	OVERALL HEIGHT*	SEAT HEIGHT	OVERALL WEIGHT**
SBVTR-3120AC-3E	64.5" (1639 mm)	66" (1676 mm)	17.5" (445 mm)	17.5" (445 mm)	150 lbs (68 kg)
SBVTR-3120AA-3E	64.5" (1639 mm)	66" (1676 mm)	17.5" (445 mm)	17.5" (445 mm)	164 lbs (74 kg)
SBVTR-3120BC-3E	64.5" (1639 mm)	66" (1676 mm)	17.5" (445 mm)	17.5" (445 mm)	150 lbs (68 kg)
SBVTR-3120BA-3E	64.5" (1639 mm)	66" (1676 mm)	17.5" (445 mm)	17.5" (445 mm)	164 lbs (74 kg)

CROSS CONFIGURATION



MODEL	OVERALL LENGTH	OVERALL DEPTH	OVERALL HEIGHT*	SEAT HEIGHT	OVERALL WEIGHT**
SBVTR-172C-2E-224C-1E	72.5" (1841.5 mm)	63.7" (1618 mm)	17.5" (445 mm)	17.5" (445 mm)	166 lbs (75 kg)
SBVTR-172A-2E-224A-1E	72.5" (1841.5 mm)	63.7" (1618 mm)	17.5" (445 mm)	17.5" (445 mm)	181 lbs (82 kg)

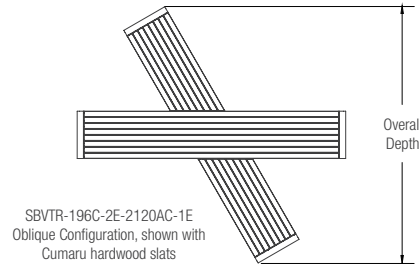
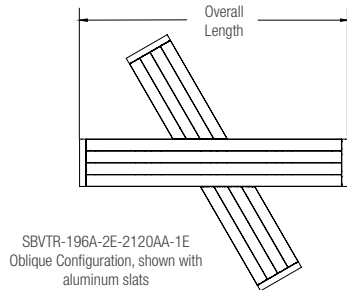
- *Add 12" (305 mm) for optional seat back.
- *Add 2.5" (64 mm) for optional end or intermediate seat divider.
- **Add 15 lbs (7 kg) for each additional optional seat back.
- **Add 2 lbs (1 kg) for each additional optional end or intermediate seat divider.



VECTOR™ SEATING SYSTEM

PRODUCT DATA

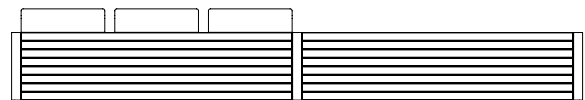
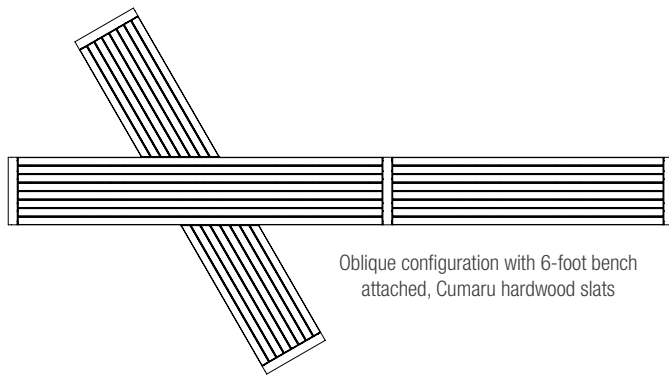
OBLIQUE CONFIGURATION



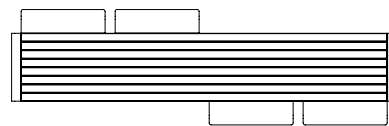
MODEL	OVERALL LENGTH	OVERALL DEPTH	OVERALL HEIGHT*	SEAT HEIGHT	OVERALL WEIGHT**
SBVTR-196C-2E-2120AC-1E	95.9" (2436 mm)	91.5" (2336 mm)	17.5" (445 mm)	17.5" (445 mm)	211 lbs (96 kg)
SBVTR-196A-2E-2120AA-1E	95.9" (2436 mm)	91.5" (2336 mm)	17.5" (445 mm)	17.5" (445 mm)	233 lbs (106 kg)

- *Add 12" (305 mm) for optional seat back.
- *Add 2.5" (64 mm) for optional end or intermediate seat divider.
- **Add 15 lbs (7 kg) for each additional optional seat back.
- **Add 2 lbs (1 kg) for each additional optional end or intermediate seat divider.

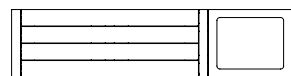
EXAMPLE CONFIGURATIONS



6-foot bench with three seat backs with 6-foot bench attached, Cumaru hardwood slats.



8-foot bench with four alternating seat backs, Cumaru hardwood slats



4-foot bench, aluminum slats, with planter attached



VECTOR™ SEATING SYSTEM

PRODUCT DATA

CERTIFICATION

- Vector Seating System with optional LED accent lighting is ETL and C-ETL listed for wet locations.

ENVIRONMENTAL CONSIDERATIONS

- Please refer to the Vector Seating System Environmental Data Sheet for detailed environmental impact information.
- Vector Seating System aluminum frames have a high recycled content.
- All Vector Seating System metal components are fully recyclable.
- All Vector Seating System wood is FSC® 100%.
- Standard powdercoat finishes are no-VOC; non-standard powdercoat finishes are no- or low-VOC, depending on color.
- Low maintenance; easy to disassemble.

MODEL NUMBERS AND DESCRIPTIONS: BENCHES

MODEL	DESCRIPTION
SBVTR-24C-2E-0B	Vector Seating System, 2-foot, Cumaru hardwood slats, standalone, no seat back
SBVTR-24C-2E-1B	Vector Seating System, 2-foot, Cumaru hardwood slats, standalone, one seat back
SBVTR-24C-1E1M-0B	Vector Seating System, 2-foot, Cumaru hardwood slats, one end leg, one intermediate leg, no seat back
SBVTR-24C-1M-0B	Vector Seating System, 2-foot, Cumaru hardwood slats, one intermediate leg, no seat back
SBVTR-24C-1E-0B	Vector Seating System, 2-foot, Cumaru hardwood slats, one end leg, no seat back
SBVTR-24A-2E-0B	Vector Seating System, 2-foot, aluminum slats, standalone, no seat back
SBVTR-24A-2E-1B	Vector Seating System, 2-foot, aluminum slats, standalone, one seat back
SBVTR-24A-1E1M-0B	Vector Seating System, 2-foot, aluminum slats, one intermediate leg, one end leg, no seat back
SBVTR-24A-1M-0B	Vector Seating System, 2-foot, aluminum slats, one intermediate leg, no seat back
SBVTR-24A-1E-0B	Vector Seating System, 2-foot, aluminum slats, one end leg, no seat back

MODEL	DESCRIPTION
SBVTR-48C-2E-0B	Vector Seating System, 4-foot, Cumaru hardwood slats, standalone, no seat backs
SBVTR-48C-2E-2B	Vector Seating System, 4-foot, Cumaru hardwood slats, standalone, two seat backs
SBVTR-48C-1E1M-0B	Vector Seating System, 4-foot, Cumaru hardwood slats, one end leg, one intermediate leg, no seat backs
SBVTR-48C-1M-0B	Vector Seating System, 4-foot, Cumaru hardwood slats, one intermediate leg, no seat backs
SBVTR-48C-1E-0B	Vector Seating System, 4-foot, Cumaru hardwood slats, one end leg, no seat backs
SBVTR-48A-2E-0B	Vector Seating System, 4-foot, aluminum slats, standalone, no seat backs
SBVTR-48A-2E-2B	Vector Seating System, 4-foot, aluminum slats, standalone, two seat backs
SBVTR-48A-1E1M-0B	Vector Seating System, 4-foot, aluminum slats, one intermediate leg, one end leg, no seat backs
SBVTR-48A-1M-0B	Vector Seating System, 4-foot, aluminum slats, one intermediate leg, no seat backs
SBVTR-48A-1E-0B	Vector Seating System, 4-foot, aluminum slats, one end leg, no seat backs



VECTOR™ SEATING SYSTEM

PRODUCT DATA

MODEL NUMBERS AND DESCRIPTIONS: BENCHES, CONTINUED

MODEL	DESCRIPTION
SBVTR-72C-2E-0B	Vector Seating System, 6-foot, Cumaru hardwood slats, standalone, no seat backs
SBVTR-72C-2E-3B	Vector Seating System, 6-foot, Cumaru hardwood slats, standalone, three seat backs
SBVTR-72C-1E1M-0B	Vector Seating System, 6-foot, Cumaru hardwood slats, one end leg, one intermediate leg, no seat backs
SBVTR-72C-1M-0B	Vector Seating System, 6-foot, Cumaru hardwood slats, one intermediate leg, no seat backs
SBVTR-72C-1E-0B	Vector Seating System, 6-foot, Cumaru hardwood slats, one end leg, no seat backs
SBVTR-72A-2E-0B	Vector Seating System, 6-foot, aluminum slats, standalone, no seat backs
SBVTR-72A-2E-3B	Vector Seating System, 6-foot, aluminum slats, standalone, three seat backs
SBVTR-72A-1E1M-0B	Vector Seating System, 6-foot, aluminum slats, one intermediate leg, one end leg, no seat backs
SBVTR-72A-1M-0B	Vector Seating System, 6-foot, aluminum slats, one intermediate leg, no seat backs
SBVTR-72A-1E-0B	Vector Seating System, 6-foot, aluminum slats, one end leg, no seat backs

MODEL	DESCRIPTION
SBVTR-96C-2E-0B	Vector Seating System, 8-foot, Cumaru hardwood slats, standalone, no seat backs
SBVTR-96C-2E-4B	Vector Seating System, 8-foot, Cumaru hardwood slats, standalone, four seat backs
SBVTR-96C-1E1M-0B	Vector Seating System, 8-foot, Cumaru hardwood slats, one end leg, one intermediate leg, no seat backs
SBVTR-96C-1M-0B	Vector Seating System, 8-foot, Cumaru hardwood slats, one intermediate leg, no seat backs
SBVTR-96C-1E-0B	Vector Seating System, 8-foot, Cumaru hardwood slats, one end leg, no seat backs
SBVTR-96A-2E-0B	Vector Seating System, 8-foot, aluminum slats, standalone, no seat backs
SBVTR-96A-2E-4B	Vector Seating System, 8-foot, aluminum slats, standalone, four seat backs
SBVTR-96A-1E1M-0B	Vector Seating System, 8-foot, aluminum slats, one intermediate leg, one end leg, no seat backs
SBVTR-96A-1M-0B	Vector Seating System, 8-foot, aluminum slats, one intermediate leg, no seat backs
SBVTR-96A-1E-0B	Vector Seating System, 8-foot, aluminum slats, one end leg, no seat backs

MODEL	DESCRIPTION
SBVTR-120AC-1E-0B	Vector Seating System, 120° A, Cumaru hardwood slats, one end leg, no seat backs
SBVTR-120AC-1M-0B	Vector Seating System, 120° A, Cumaru hardwood slats, one intermediate leg, no seat backs
SBVTR-120AA-1E-0B	Vector Seating System, 120° A, aluminum slats, one end leg, no seat backs
SBVTR-120AA-1M-0B	Vector Seating System, 120° A, aluminum slats, one intermediate leg, no seat backs
SBVTR-120BC-1E-0B	Vector Seating System, 120° B, Cumaru hardwood slats, one end leg, no seat backs
SBVTR-120BC-1M-0B	Vector Seating System, 120° B, Cumaru hardwood slats, one intermediate leg, no seat backs
SBVTR-120BA-1E-0B	Vector Seating System, 120° B, aluminum slats, one end leg, no seat backs
SBVTR-120BA-1M-0B	Vector Seating System, 120° B, aluminum slats, one intermediate leg, no seat backs



VECTOR™ SEATING SYSTEM

MODEL NUMBERS AND DESCRIPTIONS: BENCHES, CONTINUED

MODEL	DESCRIPTION
SBVTR-3120AC-3E	Vector Seating System, Tri-hub, 120° A, Cumaru hardwood slats, three end legs, no seat backs
SBVTR-3120AA-3E	Vector Seating System, Tri-hub, 120° A, aluminum slats, three end legs, no seat backs
SBVTR-3120BC-3E	Vector Seating System, Tri-hub, 120° B, Cumaru hardwood slats, three end legs, no seat backs
SBVTR-3120BA-3E	Vector Seating System, Tri-hub, 120° B, aluminum slats, three end legs, no seat backs
SBVTR-172C-2E-224C-1E	Vector Seating System, Cross, Cumaru hardwood slats, four end legs, no seat backs
SBVTR-172A-2E-224A-1E	Vector Seating System, Cross, aluminum slats, four end legs, no seat backs
SBVTR-196C-2E-2120AC-1E	Vector Seating System, Oblique, Cumaru hardwood slats, four end legs, no seat backs
SBVTR-196A-2E-2120AA-1E	Vector Seating System, Oblique, aluminum slats, four end legs, no seat backs

MODEL NUMBERS AND DESCRIPTIONS: WALL-TOP BENCHES

MODEL	DESCRIPTION
SBVTR-24C-2E-0B-W	Vector Seating System, 2-foot, Cumaru hardwood slats, wall-top mount
SBVTR-24C-2E-1B-W	Vector Seating System, 2-foot, Cumaru hardwood slats, wall-top mount, one seat back
SBVTR-24A-2E-0B-W	Vector Seating System, 2-foot, aluminum slats, wall-top mount
SBVTR-24A-2E-1B-W	Vector Seating System, 2-foot, aluminum slats, wall-top mount, one seat back
SBVTR-48C-2E-0B-W	Vector Seating System, 4-foot, Cumaru hardwood slats, wall-top mount, no seat backs
SBVTR-48C-2E-2B-W	Vector Seating System, 4-foot, Cumaru hardwood slats, wall-top mount, two seat backs
SBVTR-48A-2E-0B-W	Vector Seating System, 4-foot, aluminum slats, wall-top mount, no seat backs
SBVTR-48A-2E-2B-W	Vector Seating System, 4-foot, aluminum slats, wall-top mount, two seat backs
SBVTR-72C-2E-0B-W	Vector Seating System, 6-foot, Cumaru hardwood slats, wall-top mount, no seat backs
SBVTR-72C-2E-3B-W	Vector Seating System, 6-foot, Cumaru hardwood slats, wall-top mount, three seat backs
SBVTR-72A-2E-0B-W	Vector Seating System, 6-foot, aluminum slats, wall-top mount, no seat backs
SBVTR-72A-2E-3B-W	Vector Seating System, 6-foot, aluminum slats, wall-top mount, three seat backs
SBVTR-96C-2E-0B-W	Vector Seating System, 8-foot, Cumaru hardwood slats, wall-top mount, no seat backs
SBVTR-96C-2E-4B-W	Vector Seating System, 8-foot, Cumaru hardwood slats, wall-top mount, four seat backs
SBVTR-96A-2E-0B-W	Vector Seating System, 8-foot, aluminum slats, wall-top mount, no seat backs
SBVTR-96A-2E-4B-W	Vector Seating System, 8-foot, aluminum slats, wall-top mount, four seat backs

PRODUCT OPTIONS: BENCHES*

The following options are available for an upcharge

Stainless steel or VividGlass side panel(s) for 2-foot bench	Powdercoated aluminum seat backs
Stainless steel or VividGlass side panel(s) for 4-foot bench	LED accent lighting for 2-foot bench
Stainless steel or VividGlass side panel(s) for 6-foot bench	LED accent lighting for 4-foot bench
Stainless steel or VividGlass side panel(s) for 8-foot bench	LED accent lighting for 6-foot bench
Stainless steel or VividGlass side panel(s) for 120° bench	LED accent lighting for 8-foot bench
Add perforation pattern to optional stainless steel side panel(s)	LED accent lighting for 120° bench
Add powdercoat color from F+S Powdercoat Chart to optional stainless steel side panel(s)	Premium Texture Color from Forms+Surfaces Powdercoat Chart
Powdercoated cast aluminum end and/or intermediate seat divider(s)	Custom RAL powdercoat color

*Not all options are available for wall-top benches; please contact us to discuss your specific needs.



VECTOR™ SEATING SYSTEM

MODEL NUMBERS AND DESCRIPTIONS: PLANTER

MODEL	DESCRIPTION
SNVTR-14S-2E	Vector Seating System, planter, 14 gallon, stainless steel side panels, standalone
SNVTR-14V-2E	Vector Seating System, planter, 14 gallon, VividGlass side panels, standalone
SNVTR-14S-1E1M	Vector Seating System, planter, 14 gallon, stainless steel side panels, one end leg, one intermediate leg
SNVTR-14V-1E1M	Vector Seating System, planter, 14 gallon, VividGlass side panels, one end leg, one intermediate leg
SNVTR-14S-2M	Vector Seating System, planter, 14 gallon, stainless steel side panels, two intermediate legs
SNVTR-14V-2M	Vector Seating System, planter, 14 gallon, VividGlass side panels, two intermediate legs

PRODUCT OPTIONS: PLANTER

The following options are available for an upcharge

Perforation pattern for stainless steel side panel(s)	Custom RAL powdercoat color
Premium Texture Color from Forms+Surfaces Powdercoat Chart	

TO ORDER SPECIFY: Quantity, model, powdercoat color, seat material, optional seat dividers (quantity), optional seat back (quantity), optional side panel (quantity), optional planter, and freestanding, surface mount or wall-top mount.

NOTE: Because different computers, monitors and printers render colors differently, actual colors will vary slightly from those shown here.