

FRANKFORD

exceptional shade

GRADE A
Stock Fabrics




Stripe fabrics can only be sewn horizontally. Stripe fabrics cannot be sewn vertically or used on rectangular canopies.




R-175 - Captain Navy



R-172 - Pacific Blue



R-169 - Steel Blue



R-229 - Sapphire



R-171 - Turquoise



R-160 - Pistachio



R-102 - Forest Green



R-177 - Burgundy



R-182 - Vermillion



R-176 - Logo Red



R-105 - Salmon



R-104 - Chestnut



R-567 - Orange



R-185 - Pumpkin



R-554 - Yellow



R-156 - Brown



R-100 - Beige



R-126 - Linen



R-099 - White



R-138 - Cadet Grey



R-196 - Titanium



R-164 - Charcoal Grey



R-103 - Black

Stripe Repeat Pattern - 6.4"/16.5cm



R-065 - Navy Stripe



R-016 - Blue Stripe



R-011 - Turquoise Stripe



R-012 - Red Stripe



R-005 - Orange Stripe



R-055 - Yellow Stripe





R-017 - Black Stripe

Pantone® color matches displayed are only suggestions. These are not a 1:1 color match to the fabric and are meant as a tool to help aid in design. Please call to request physical fabric swatches if necessary.

Colors may vary while viewing digitally across different monitors, phone screens, print, etc.

BASE AND MOUNTS POWDER COATS/FINISH GUIDE

FINISH AVAILABLE 
FINISH DISCLAIMER  See current MSRP for Upcharge (+MSRP)

MATERIAL FINISH  Stainless Steel
 Galvanized Steel

● MS ● SM ● WG ● HW ○ BK ● WH ● BZ ○ CB ● MS



	MS	SM	WG	HW	BK	WH	BZ	CB	MS	
RESIN COATED										
50C					✓	✓	✓	✓	✓	
23					✓	✓	✓	✓	✓	
ALUMINUM SHELLS <small>Stainless Steel Stem must be chosen and paired with this base. (8ST / 18ST / 18ST-2).</small>										
100A		✓	✓*	✓*	✓*	✓*	✓*	✓*		
150A		✓	✓*	✓*	✓*	✓*	✓*	✓*		
STEEL PLATES										
50S		✓			✓	✓	✓	✓		
75S		✓			✓	✓	✓	✓		
100S		✓			✓	✓	✓	✓		
GALVANIZED STEEL <small>Stainless Steel Stem must be chosen for Centerpost Umbrellas and paired with this base. (8ST / 18ST / 18ST-2).</small>										
24G										●
30G										●
36G										●
40G										●
20G-SQ										●
24G-SQ										●
36G-SQ										●
WHEEL BASE <small>Stainless Steel Stem must be chosen for Centerpost Umbrellas and paired with this base. (8ST / 18ST / 18ST-2).</small>										
480-L	✓				✓*	✓*	✓*	✓*		
PAVER BASES										
XB+C		✓			✓					
NGU550-L	✓				✓*	✓*	✓*	✓*		
SPECIALTY MOUNTS										
DP		✓			✓					●*
IG										●
BZ/BZ2		✓								●*
CMLK		✓								●*
38SAP/2	✓									

UMBRELLA BASE GUIDE

Recommendations by Application and Umbrella

- **TABLE USE**
Suitable for use beneath a table. It is not recommended as a free-standing base option.
- **FREE-STANDING USE**
Recommended as a free-standing option, but can also be suitable for use beneath a table if the table provides enough clearance.
- **1.5" STEM (8ST / 18ST)**
Indicates the base can accommodate an 1.5"/38mm center pole.
- 2" STEM (18ST-2)**
Indicates the base can accommodate a 2"/50mm center pole.

	7.5ft. / 2.3m Oct.	9ft. / 2.7m Oct.	11ft. / 3.5m Oct.	13ft. / 4m Oct.	8.5ft. x 11ft. / 2.5m x 3.5m Rec. 882FMC	6.5ft. x 6.5ft. / 2m Sq.	7.5ft. x 7.5ft. / 2.3m Sq.	10ft. x 10ft. / 3m Sq.	8ft. x 10ft. / 2.4m x 3m Rec.	8.5ft. x 11ft. / 2.5m x 3.5m Rec.
RESIN COATED										
50C	● ●	● ●	● ●		● ●	● ●	● ●		● ●	
23	● ●	● ●	● ●		● ●	● ●	● ●		● ●	
ALUMINUM SHELLS										
100A	● ● ●	● ● ●	● ●		● ● ●	● ● ●	● ●		● ●	
150A	● ● ●	● ● ●	● ● ●	● ○	● ● ●	● ● ●	● ● ●	● ○	● ● ●	● ○
STEEL PLATES										
50S	● ●	● ●	● ●		● ●	● ●	● ●		● ●	
75S	● ●	● ●				● ●				
100S (wheels)	● ●	● ●	● ●		● ●	● ●	● ●		● ●	
GALVANIZED STEEL										
24G	● ● ●	● ●	● ●		● ●	● ● ●	● ●		● ●	
30G	● ● ●	● ● ●	● ● ●		● ●	● ● ●	● ● ●		● ● ●	
36G	● ●	● ●	● ●	● ○	● ●	● ●	● ●	● ○	● ●	● ○
40G	● ●	● ●	● ●	● ○	● ●	● ●	● ●	● ○	● ●	● ○
20G-SQ	● ●	● ●	● ●			● ●	● ●		● ●	
24G-SQ	● ● ●	● ● ●	● ●		● ●	● ● ●	● ●		● ●	
36G-SQ	● ●	● ●	● ●	● ○	● ● ●	● ●	● ●	● ○	● ●	● ○
WHEEL BASE										
480	● ●	● ●	● ●	● ○	● ●	● ●	● ●	● ○	● ●	● ○

Bases have a +/- 10 lbs. (4.5 kg.) tolerance based on a variety of variables. Dimensions +/- 1-2".

FRANKFORD

exceptional shade

AURORA SPECIFIC MOUNTING UMBRELLA BASES



360-SQ-2
weight: **40lbs**
base diameter: **26"**
base height: **1"**
total height: **1"**

Description:



400-360
weight: **33lbs**
base diameter: **40"**
base height: **1"**
total height: **1"**

Description: Double 40G+36G stack is a required base option for the Aurora Cantilever. Both plates bolt together. Spigot mounts to top plate.



480
weight: **80lbs**
base diameter: **34"**
base height: **6.5"**
total height: **11"**

Description: Residential use only. Holds three 10" pavers per quadrant (12 total pavers). Minimum pavers weight per quadrant must be 105 lbs. (9 lbs. per paver). Available in Matte Black, Matte Bronze, Matte Silver, and Matte White.



ARU-OP
weight: **12lbs**
base diameter: **12.5"**
base height: **0.5"**
total height: **0.5"**

Description: Direct surface mounting deck plate. Can be mounted to concrete or wood deck or any stable solid surface.



ARU-HQ
weight: **18lbs**
base diameter: **8"**
base height: **14"**
total height: **0.5"**

Description: In ground mounting in soil, clay or concrete.



XB
weight: **36lbs**
base diameter: **39"**
base height: **6"**
total height: **6"**

Description: Holds 1-8 10" pavers per quadrant (8-12 total pavers). Minimum weight per quadrant must be 70 lbs. Pavers can be purchased from your local hardware or garden supplier. Must be a minimum weight of 35 lbs. each. DOES NOT INCLUDE PAVERS.



XBC
weight: **48lbs**
base diameter: **40"**
base height: **6"**
total height: **6"**

Description: Modular aluminum beauty cover for the XB Free-Standing base.

